



Mahatma Gandhi University
Priyadarsini Hills P. O.
Kottayam, Kerala - 686560

(Re-accredited by NAAC with A Grade)

Feedback Analysis 2017-18

Employers

Feedback Analysis of Employers

The feedback on the curriculum is obtained from the students annually by providing links to the data collection questionnaire in the Management Information System (MIS) of the University.

The link for data collection and the questionnaire is given below.

<https://www.iqacmgu.org/FeedBack/feedback?id=HH3uwBhIcIljTQmhxRXyP5TmKX7biurSo9CjrjsyVfXCS4mQ6q>

The feedback, thus collected through the MIS is then thoroughly analysed by a Committee constituted by the IQAC and the observations of the committee are communicated to the Heads/ IQAC Coordinators of the Schools, Centres, and Divisions concerned.

Subject to the decision of the faculty council, and approval of the board of studies the suggestions are incorporated to the respective curriculum and the revisions are reported to the academic council for final approval.

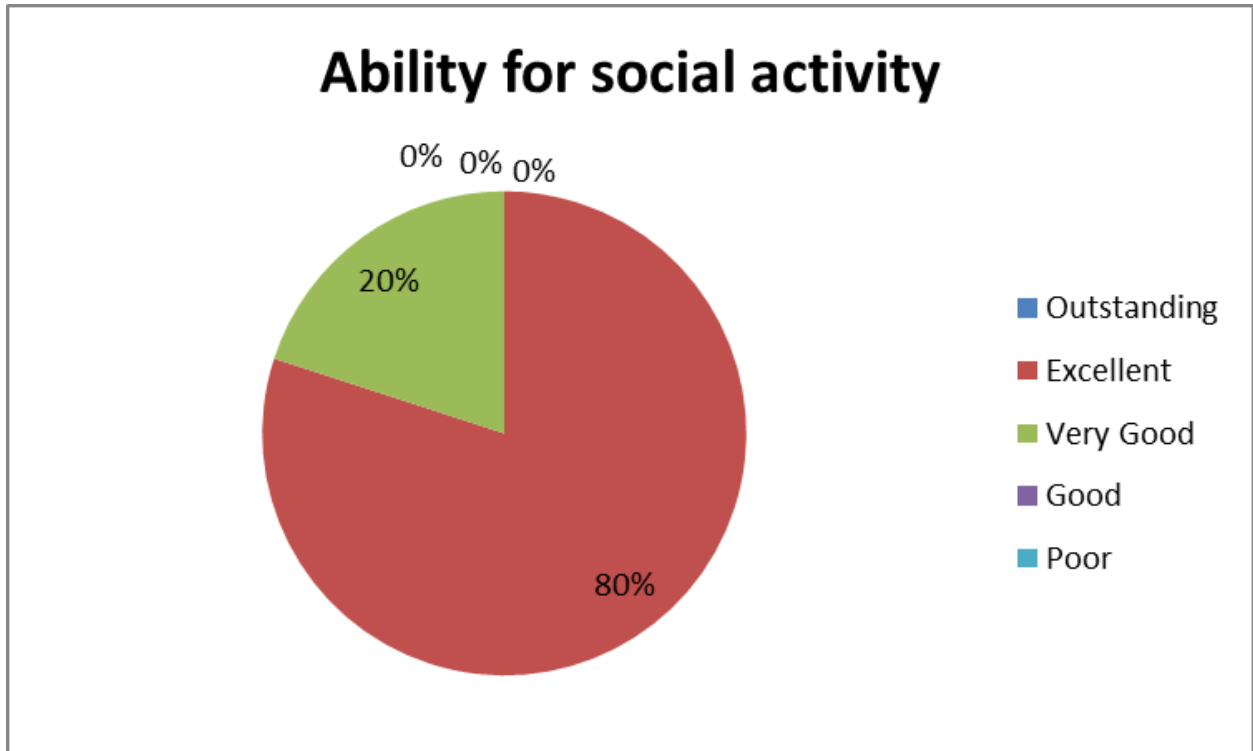
Feedback Form for Employers

| Sl. No | Parameter | Outstanding (%) | Excellent (%) | Very Good (%) | Good (%) | Poor (%) |
|--------|--------------------------------------|-----------------|---------------|---------------|----------|----------|
| 1 | Ability for social activity | 0 | 80 | 20 | 0 | 0 |
| 2 | Ability to teamwork | 40 | 60 | 0 | 0 | 0 |
| 3 | Communication skills of the students | 40 | 20 | 20 | 20 | 0 |

| | | | | | | |
|----|-----------------------------------------------------|----|----|----|----|---|
| 4 | Knowledge in the area of study | 20 | 40 | 20 | 20 | 0 |
| 5 | Obligation to work beyond schedule | 20 | 80 | 0 | 0 | 0 |
| 6 | Overall impression | 40 | 40 | 0 | 20 | 0 |
| 7 | Relationship with seniors/peers/subordinates | 20 | 60 | 20 | 0 | 0 |
| 8 | Students ability to learn industrial practices | 0 | 75 | 25 | 0 | 0 |
| 9 | Students alignment to the demand of the industry | 0 | 75 | 25 | 0 | 0 |
| 10 | Students competency level | 20 | 60 | 0 | 20 | 0 |
| 11 | Students contribution to the growth of the industry | 0 | 80 | 20 | 0 | 0 |
| 12 | StudentsAbility to get into new initiatives | 20 | 20 | 60 | 0 | 0 |
| 13 | StudentsManagerial/leadership qualities | 20 | 60 | 0 | 20 | 0 |
| 14 | StudentsRelationship with peers and seniors | 20 | 60 | 20 | 0 | 0 |

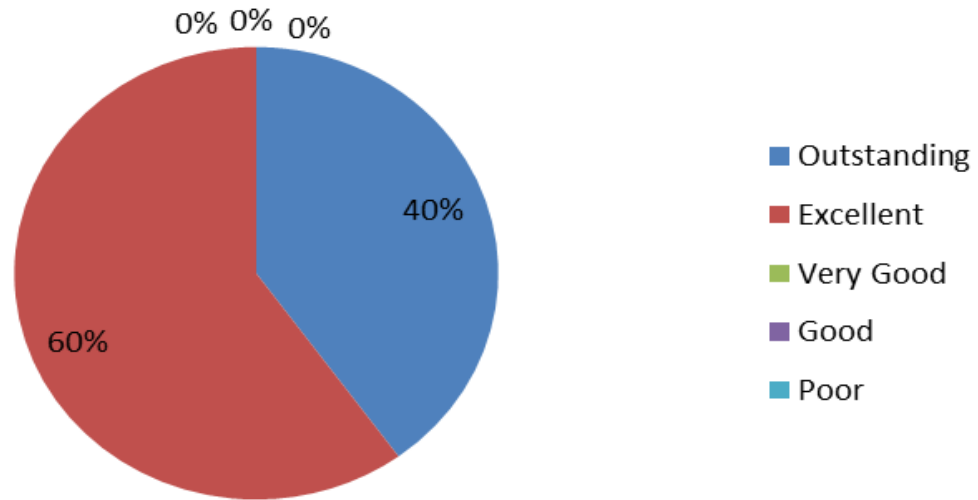
| | | | | | | |
|----|---------------------------------|----|----|----|---|---|
| 15 | Technical knowledge of students | 20 | 60 | 20 | 0 | 0 |
|----|---------------------------------|----|----|----|---|---|

Feedback Analysis_Employers



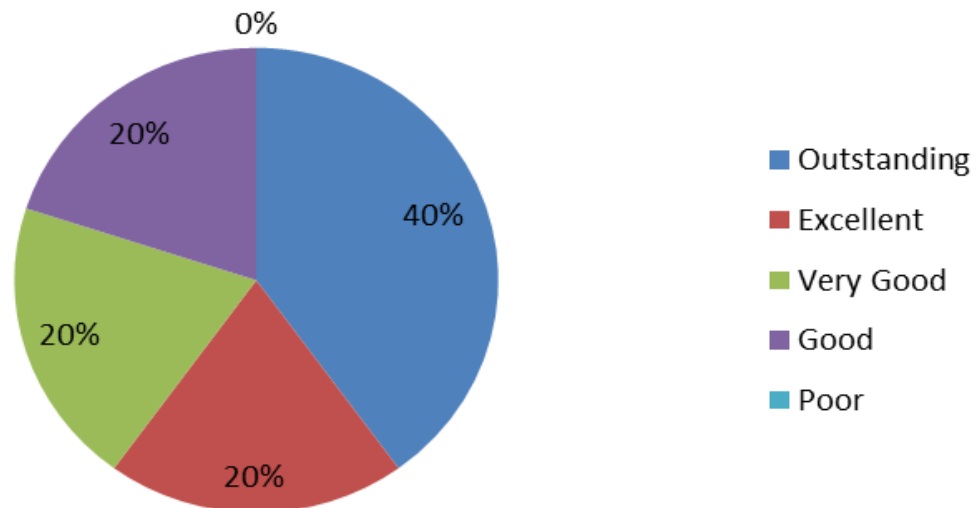
The responses received from employers for ability for social activity show that 80% Excellent and 20% Very good respectively.

Ability to teamwork



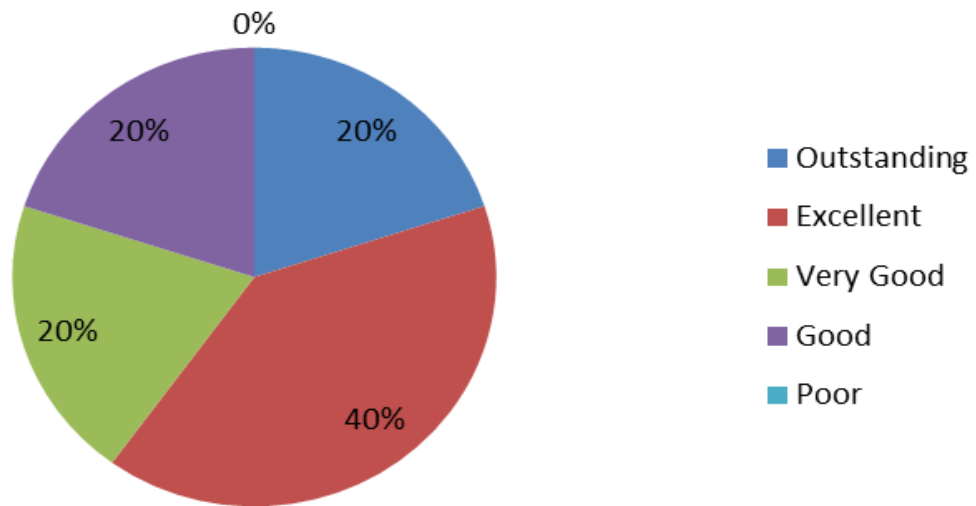
The responses received from employers for ability to teamwork show that 40% responded outstanding 60% Excellent respectively.

Communication skills of the students



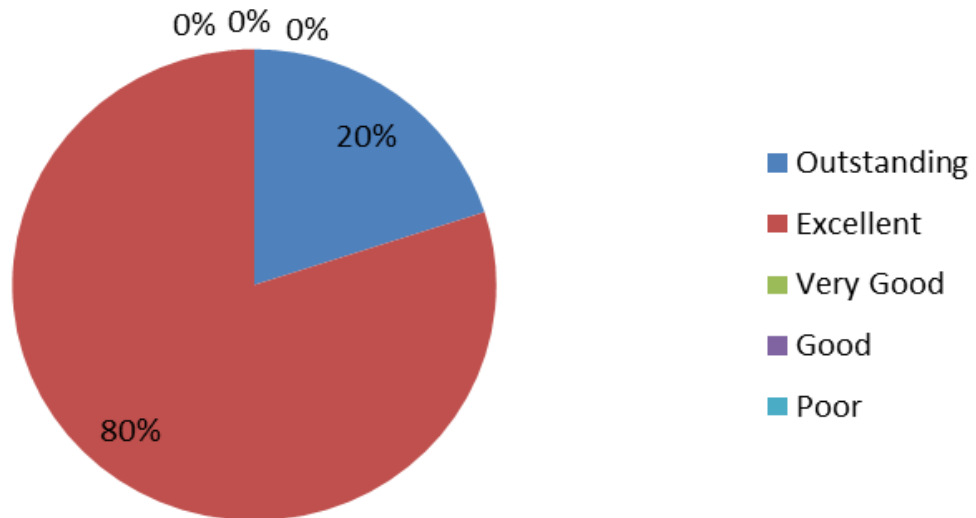
The responses received from employers for communication skills of the students show that 40% responded outstanding, 20% Excellent, 20% Very good and 20% Good respectively.

Knowledge in the area of study



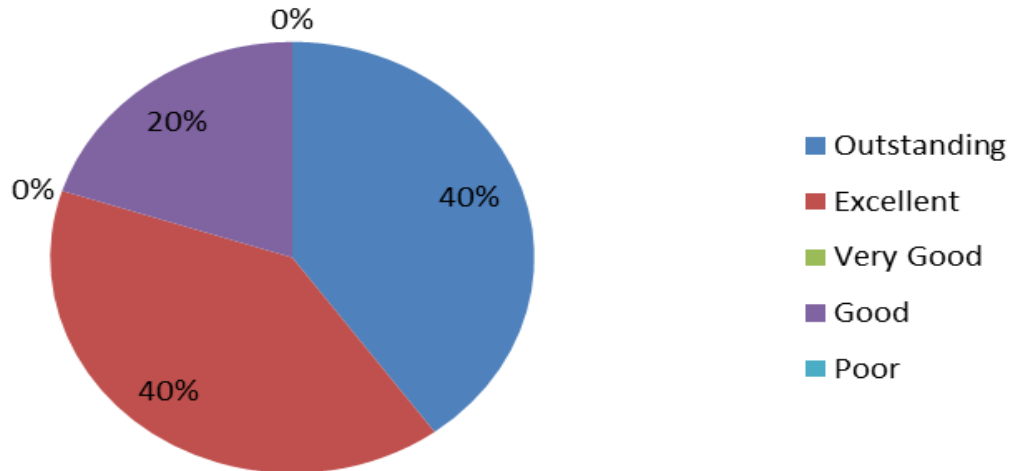
The responses received from employers for knowledge in the area of study show that 20% responded outstanding, 40% Excellent, 20% Very good and 20% Good respectively.

Obligation to work beyond schedule



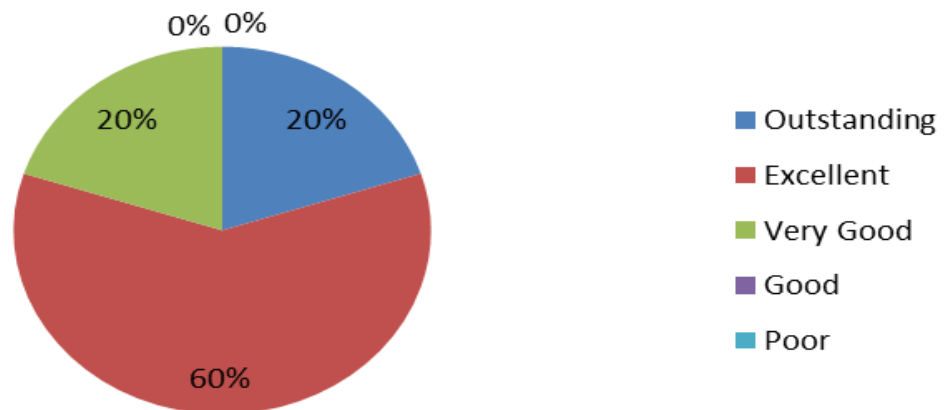
The responses received from employers for obligation to work beyond schedule show that 20% responded outstanding and 80% Excellent respectively.

Overall impression



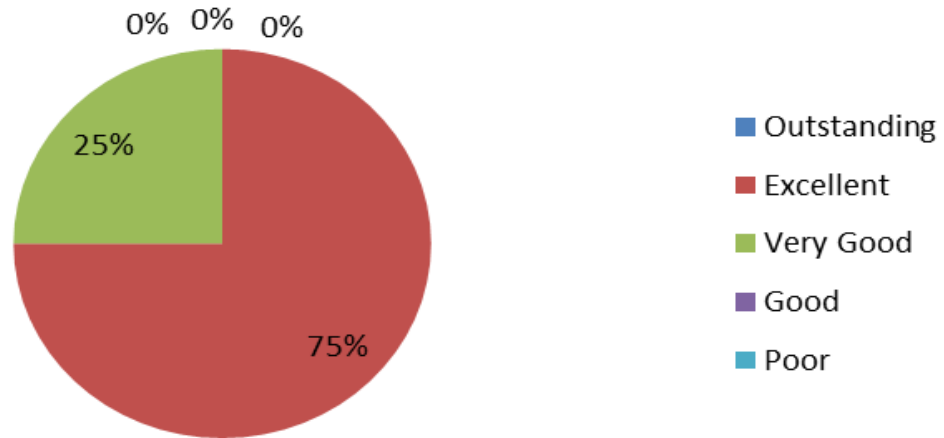
The responses received from employers for overall impression show that 40% responded outstanding, 40% Excellent and 20% Good respectively.

Relationship with seniors/peers/subordinates



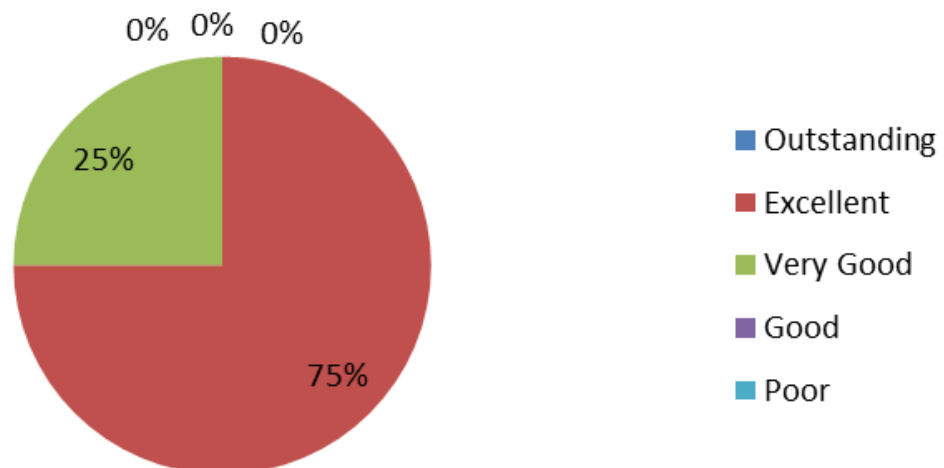
The responses received from employers for relationships with seniors/peers/subordinates show that 20% responded outstanding, 60% Excellent and 20% Very Good respectively.

Students' ability to learn industrial practices



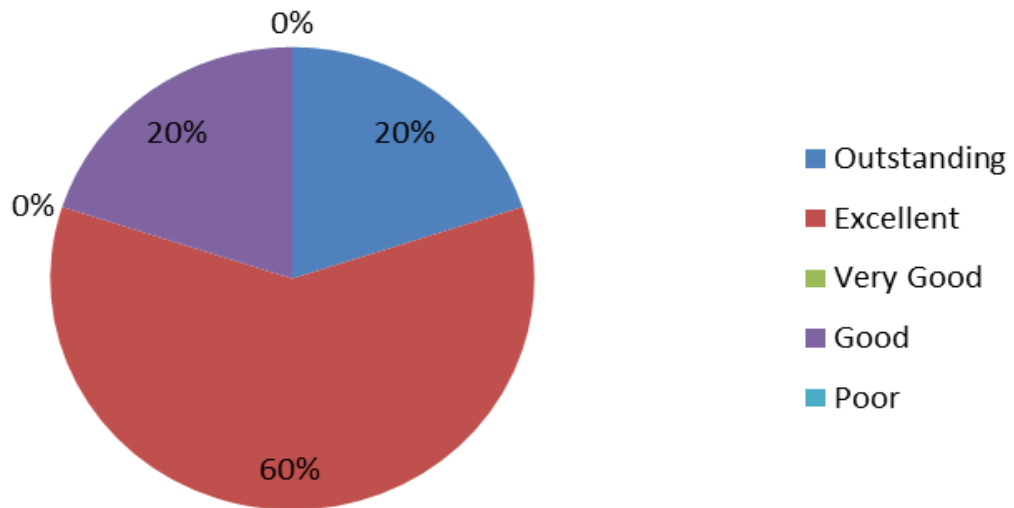
The responses received from employers for students' ability to learn industrial practices show that 75% responded Excellent and 25% Very Good respectively.

Students' alignment to the demand of the industry



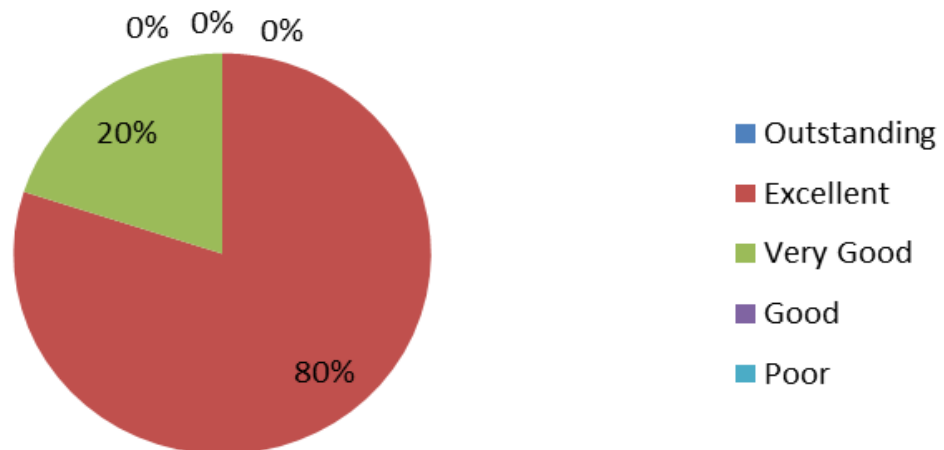
The responses received from employers for students' alignment to the demand of the industry show that 75% responded Excellent and 25% Very Good respectively.

Students' competency level



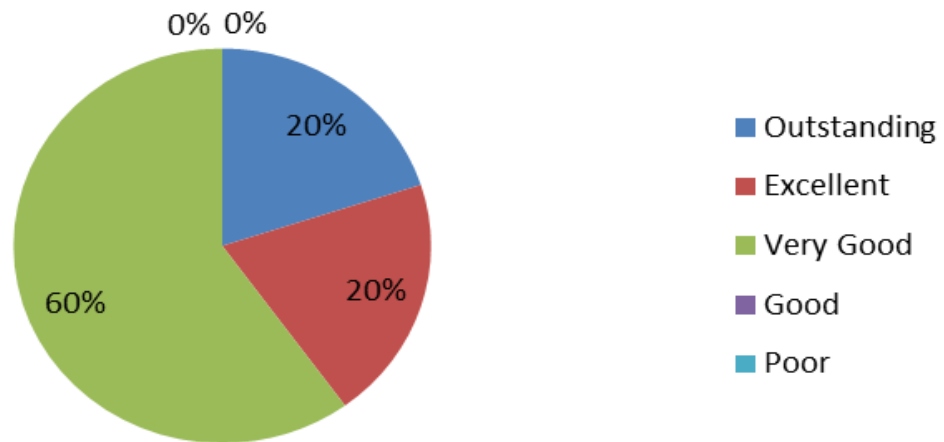
The responses received from employers for students' competency level show that 20% responded outstanding, 60% Excellent and 20% Good respectively.

Students' contribution to the growth of the industry



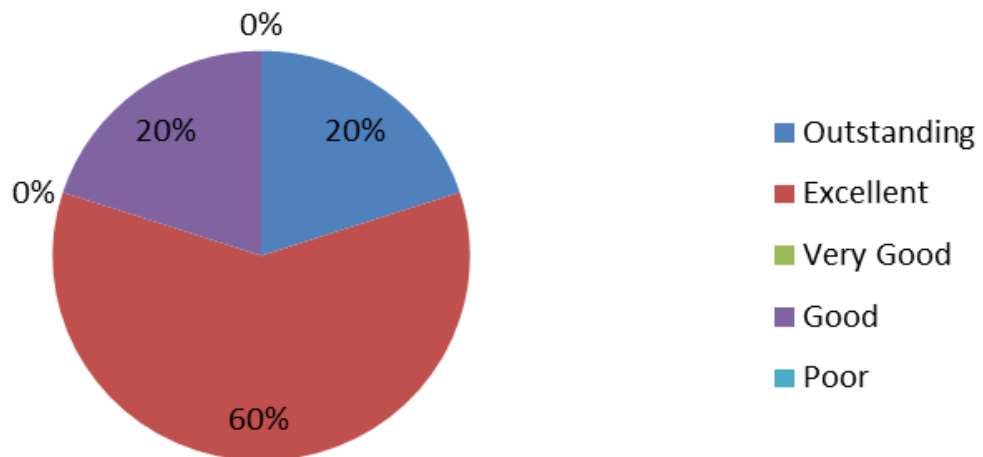
The responses received from employers for students' contribution to the growth of the industry show that 80% Excellent and 20% Very Good respectively.

Students' Ability to get into new initiatives



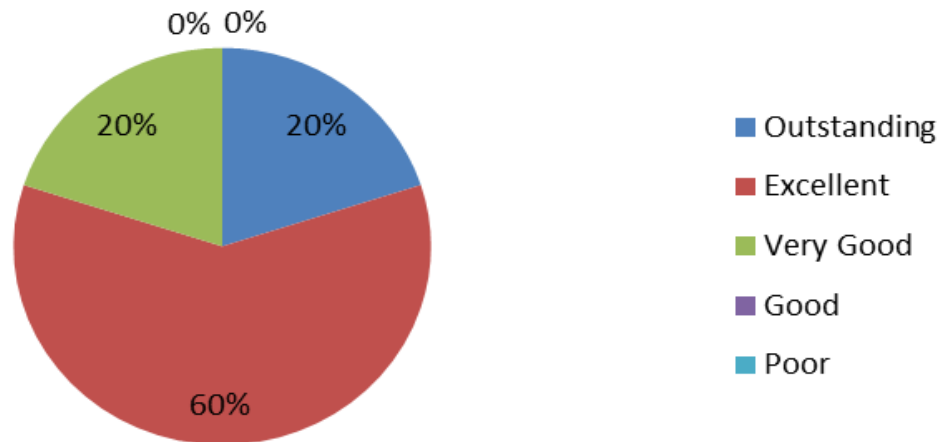
The responses received from employers for students' ability to get into new initiatives show that 20% responded outstanding, 20% Excellent and 60% Very Good respectively.

Students' Managerial/leadership qualities



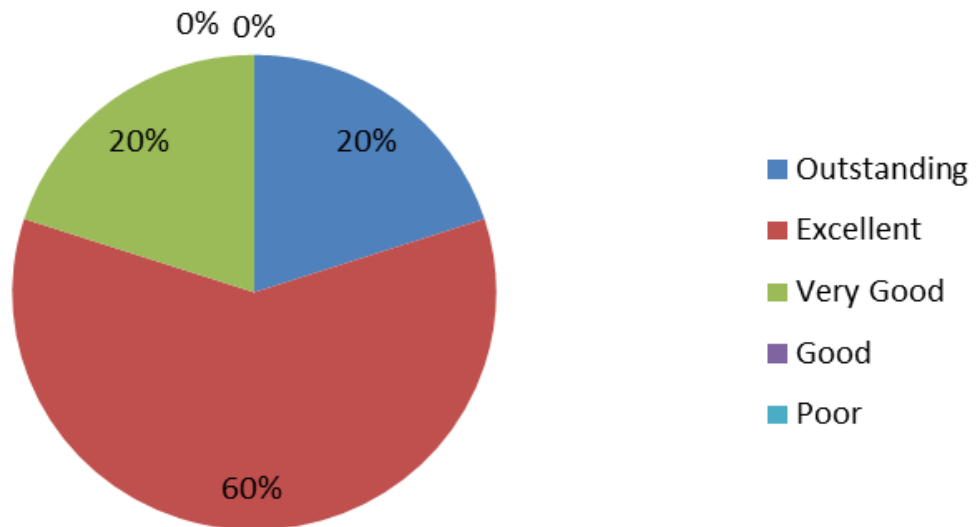
The responses received from employers for students' managerial/leadership qualities show that 20% responded outstanding, 60% Excellent and 20% Good respectively.

Students' Relationship with peers and seniors



The responses received from employers for students' relationship with peers and seniors show that 20% responded outstanding, 60% Excellent and 20% Very Good respectively.

Technical knowledge of students



The responses received from employers for technical knowledge of students show that 20% responded outstanding, 60% Excellent and 20% Very Good respectively.