



## Feedback Analysis - Employers

The feedback on the curriculum is obtained from the students annually by providing links to the data collection questionnaire in the Management Information System (MIS) of the University.

The link for data collection and the questionnaire is given below.

<https://www.iqacmgu.org/FeedBack/feedback?id=HH3uwBhIcijTQmhxRXyP5TmKX7biurSo9CjrjsyVfXCS4mQ6q>

The feedback, thus collected through the MIS is then thoroughly analysed by a Committee constituted by the IQAC and the observations of the committee are communicated to the Heads/ IQAC Coordinators of the Schools, Centres, and Divisions concerned.

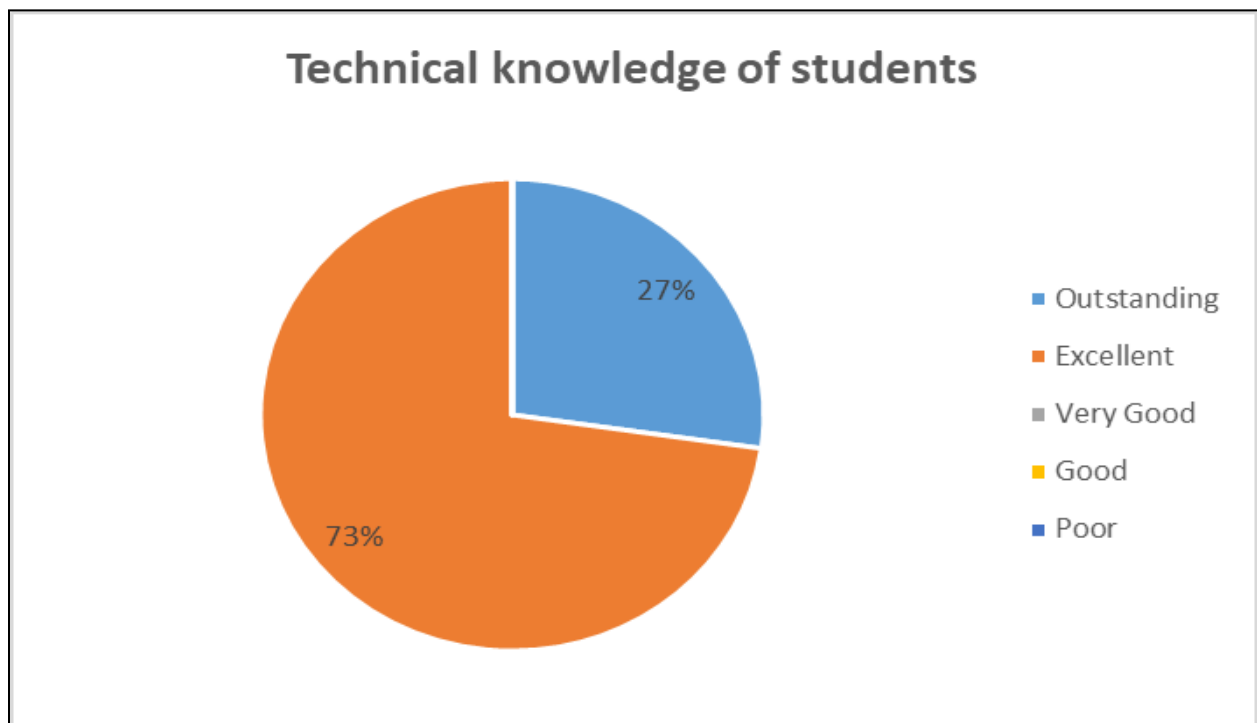
Subject to the decision of the faculty council, and approval of the board of studies the suggestions are incorporated to the respective curriculum and the revisions are reported to the academic council for final approval.

### Feedback Form for Employers

Sl. No.	Description	Outstanding (%)	Excellent (%)	Very Good (%)	Good (%)	Poor (%)
1	The technical knowledge of the students is good	27.27	72.73	0	0	0
2	The curriculum and syllabus provide sufficient knowledge in the area of study	23.81	76.19	0	0	0
3	The students are able to work as part of the team	40.91	59.09	0	0	0
4	The students maintain cordial relation with peers and seniors	42.86	57.14	0	0	0

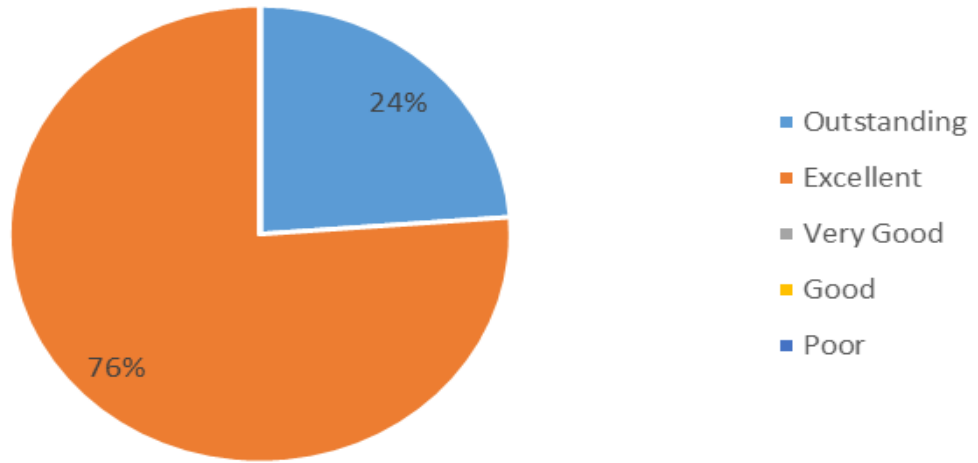
5	Communication skills of the students are good	0	72.73	27.73	0	0
6	Students have the required managerial/ leadership qualities	9.09	86.36	4.55	0	0
7	Students volunteer to get into new initiatives taken up by the industry	9.09	72.73	18.18	4.55	0
8	Students contribute substantially to the growth of the industry	4.55	81.82	13.64	0	0
9	Students align themselves to the demanding needs of the industry	9.52	85.71	4.76	0	0
10	The curriculum and non-curricular initiatives taken up by MGU has helped the students to attain the required competency level	13.64	68.18	18.18	0	0
11	Students have the ability to learn industrial practices fast and mold themselves into the stream	9.09	86.36	4.55	0	0

12	Relationship with seniors/peers/subordinates	22.73	72.73	4.55	0	0
13	Ability and motivation for social activity	0	77.27	22.73	0	0
14	Obligation to work beyond schedule if required	13.64	68.18	18.18	0	0
15	Overall impression about their performance	13.64	81.82	4.55	0	0



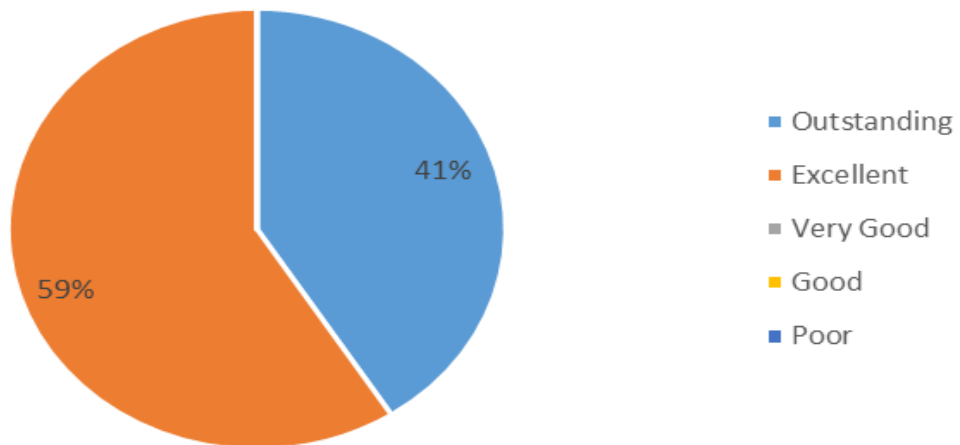
The responses received from employers for Technical knowledge of students show that 27% responded Outstanding, and 73% Excellent.

### Knowledge in the area of study



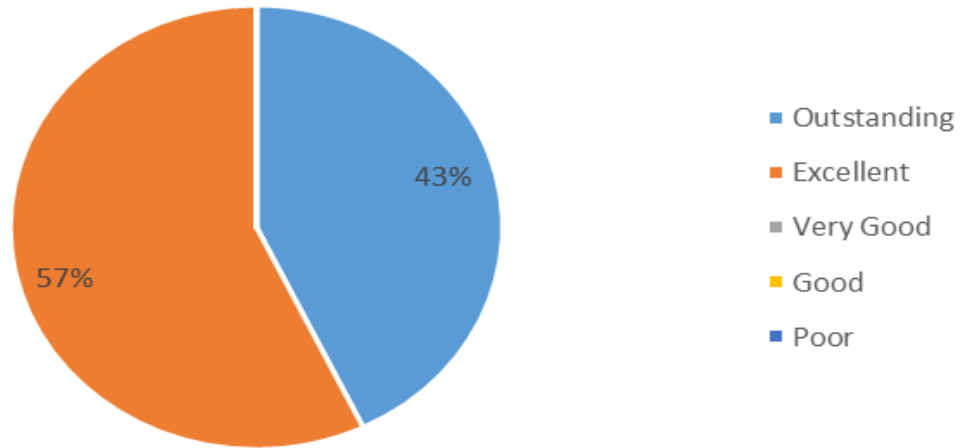
The responses received from employers for Knowledge in the area of the study show that 24% responded Outstanding, and 76% Excellent.

### Ability to teamwork



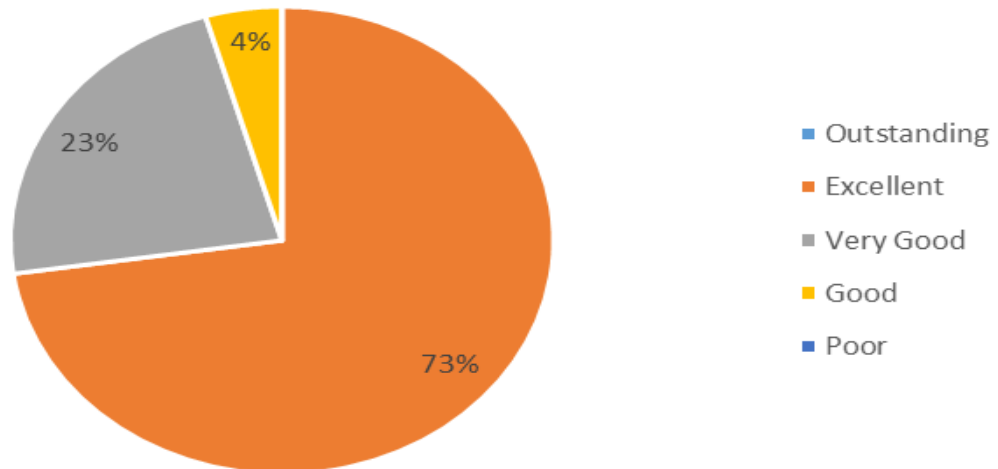
The responses received from employers for Ability to Teamwork show that 41% responded Outstanding, and 59% Excellent.

### Students Relationship with peers and seniors



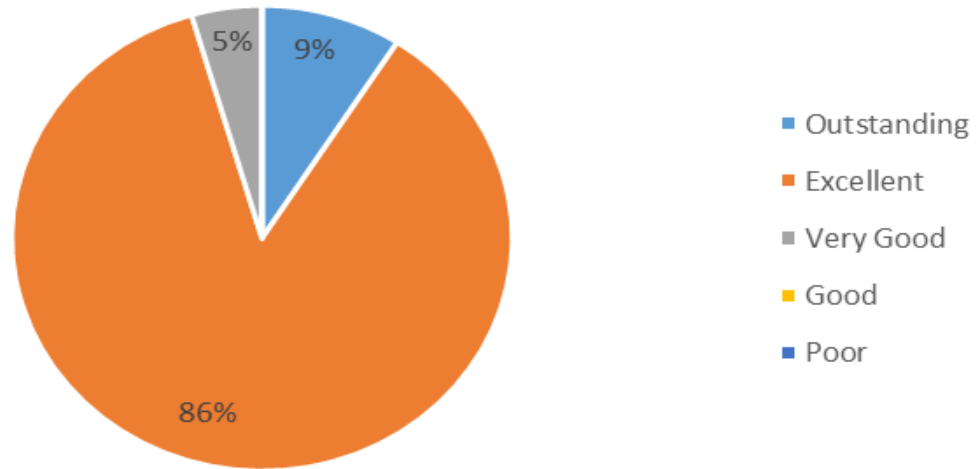
The responses received from employers for Students' Relationships with peers and seniors show that 43% responded Outstanding and 57% Excellent.

### Communication skills of the students



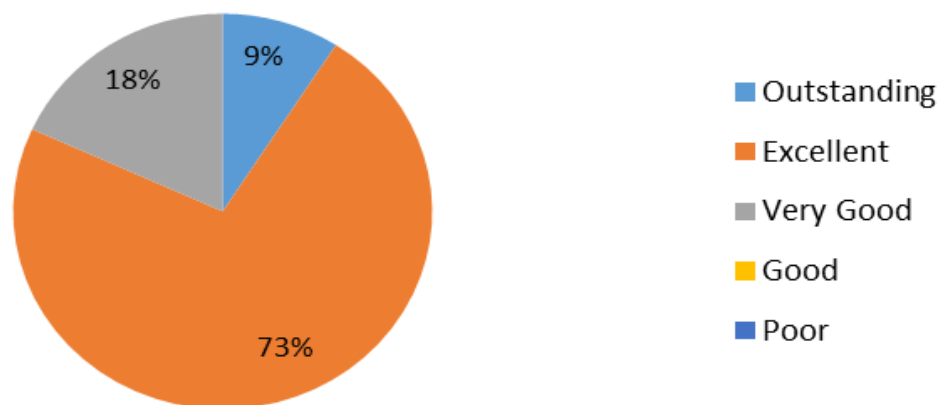
The responses received from employers for the Communication skills of the students show that 73% responded Excellent, 23% Very Good and 4% Good.

## Students Managerial/leadership qualities



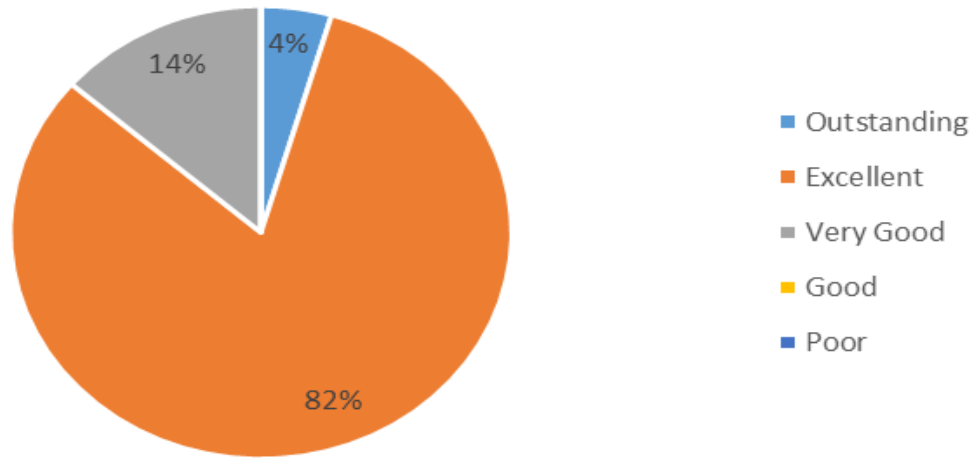
The responses received from employers for Students' Managerial/leadership qualities show that 9% responded Outstanding, 86% Excellent, and 5% Very Good.

## Students Ability to get into new initiatives



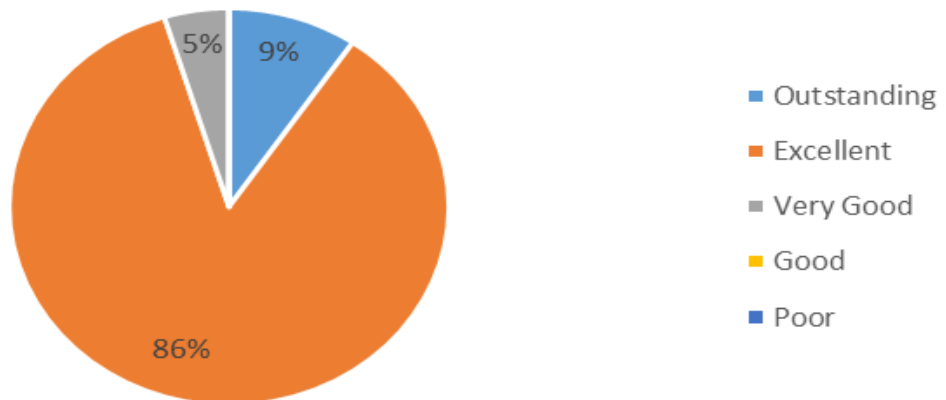
The responses received from employers for Students' Ability to get into new initiatives show that 9% responded Outstanding, 73% Excellent, and 18% Very Good.

### Students contribution to the growth of the industry



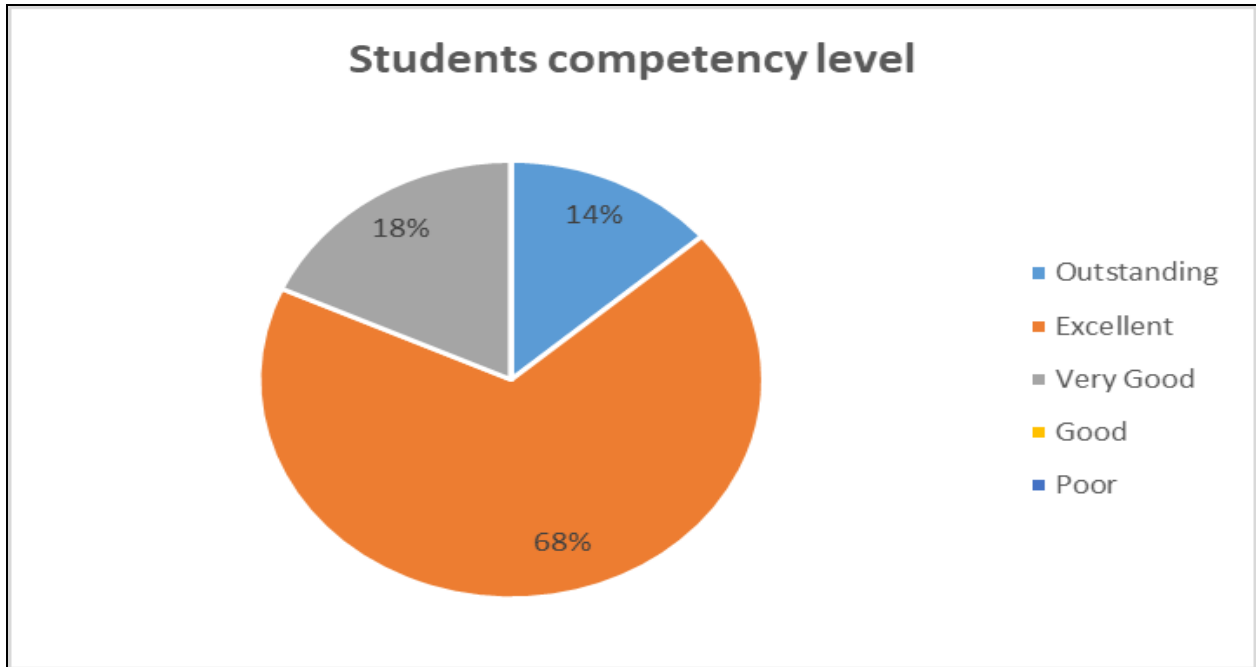
The responses received from employers for Students' contribution to the growth of the industry show that 4% responded Outstanding, 82% Excellent, and 14% Very Good.

### Students alignment to the demand of the industry

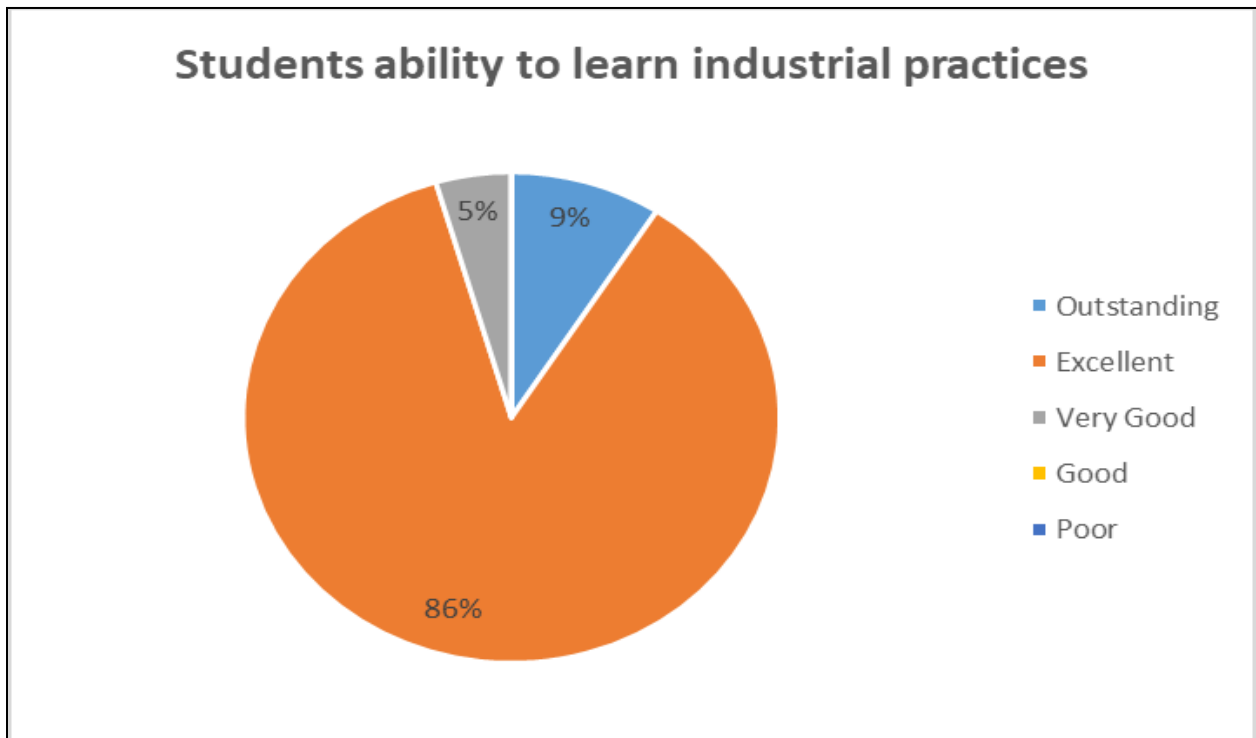


The responses received from employers for Students' alignment to the demand of the industry show that 9% responded Outstanding, 86% Excellent, and 5% Very Good.



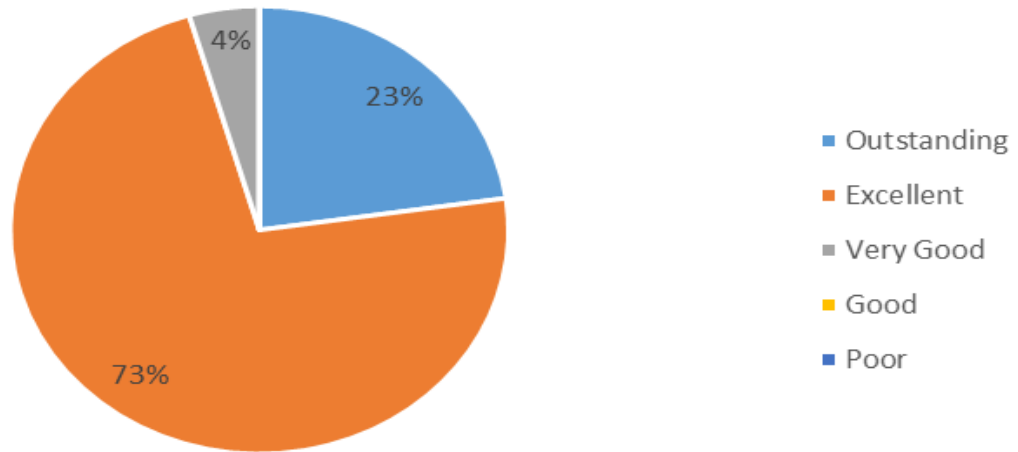


The responses received from employers for Students' competency level show that 14% responded Outstanding, 68% Excellent, and 18% Very Good.



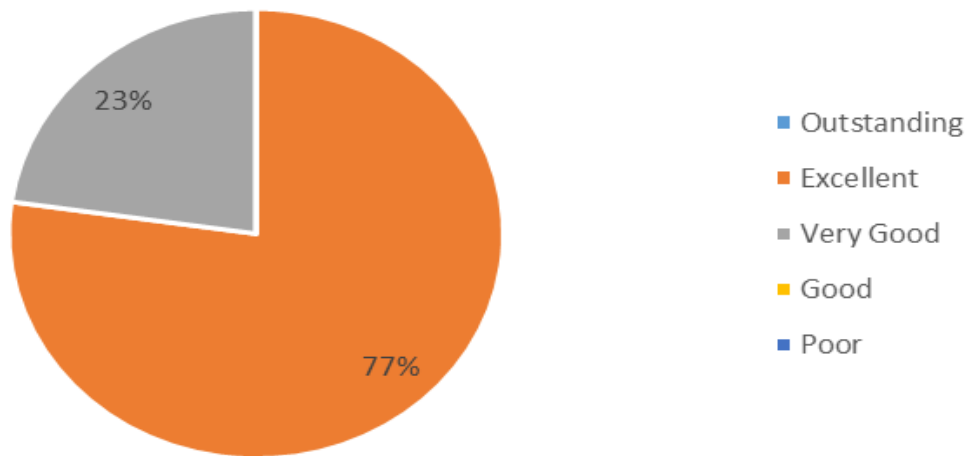
The responses received from employers for Students' ability to learn industrial practices show that 9% responded Outstanding, 86% Excellent, and 5% Very Good.

### Relationship with seniors/peers/subordinates



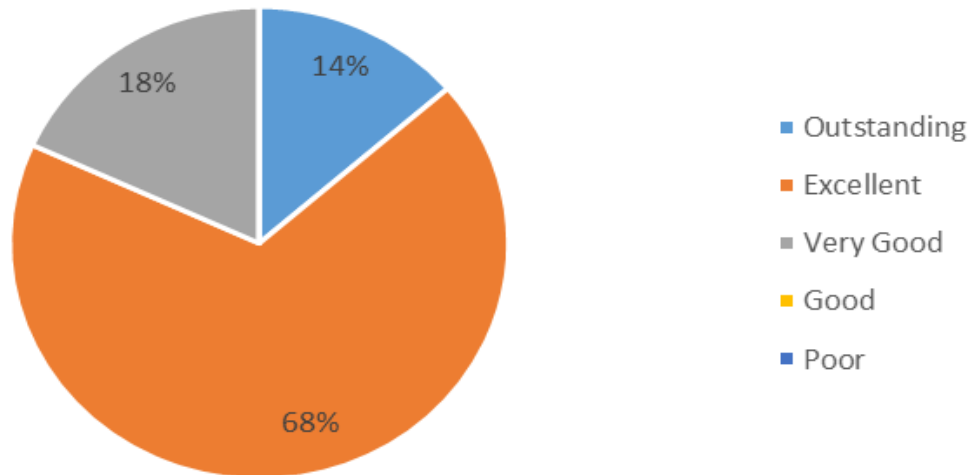
The responses received from employers for Relationships with seniors/peers/subordinates show that 23% responded Outstanding, 73% Excellent, and 4% Very Good.

### Ability for social activity



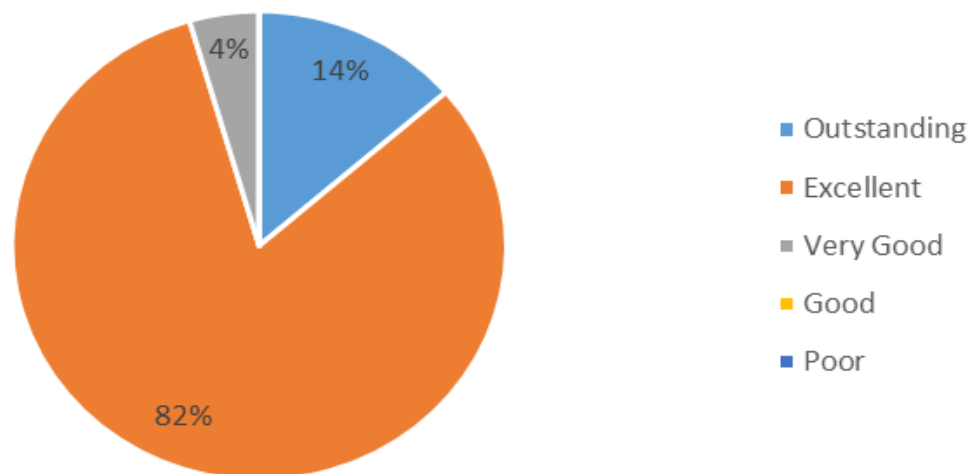
The responses received from employers for Ability for social activity show that 77% responded Excellent, and 23% Very Good.

## Obligation to work beyond schedule



The responses received from employers for Obligation to work beyond schedule show that 14% responded Outstanding, 68% Excellent, and 18% Very Good.

## Overall impression



The responses received from employers for Overall impression show that 14% responded Outstanding, 82% Excellent, and 4% Very Good.