



Mahatma Gandhi University
Priyadarsini Hills P. O.
Kottayam, Kerala - 686560

(Re-accredited by NAAC with A Grade)

Feedback Analysis 2018-19

Teachers

Feedback Analysis of Teachers

The feedback on the curriculum is obtained from the teachers annually by providing links to the data collection questionnaire in the Management Information System (MIS) of the University.

The link for data collection and the questionnaire are given below.

<https://www.iqacmgu.org/FeedBack/feedback?id=AUsZSHC8vsXdokBfDgD1zzKJHfAcAkmtcUa305omf9DBw8vVMF>

The feedback, thus collected through the MIS is then thoroughly analysed by a Committee constituted by the IQAC and the observations of the committee are communicated to the Heads/ IQAC Coordinators of the Schools, Centres, and Divisions concerned.

Subject to the discussions of the faculty council, and approval of the board of studies the suggestions are incorporated to the respective curriculum and the revisions are reported to the academic council for final approval.

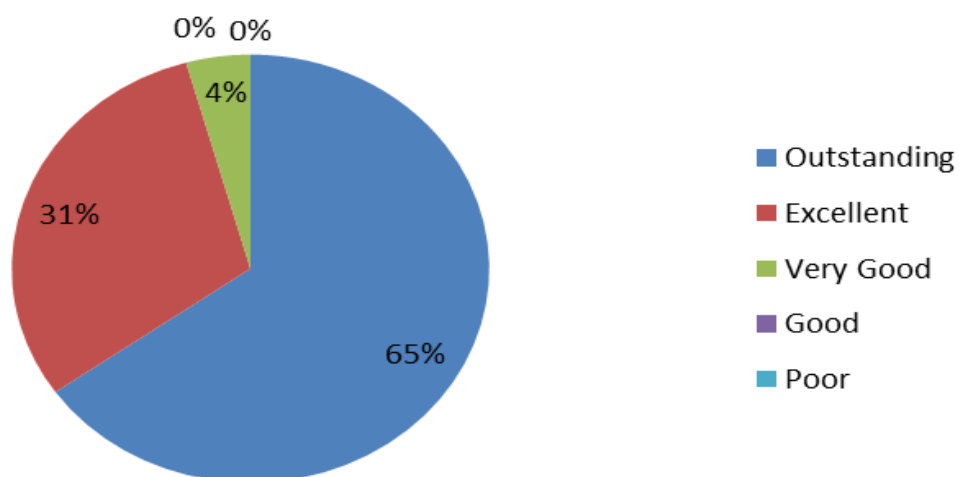
IQAC Feedback Form for Teachers

Sl. No.	Description	Outstanding (%)	Excellent (%)	Very Good (%)	Good (%)	Poor (%)
1	Curriculum and Syllabus are need based	65.22	30.43	4.35	0	0
2	The course outcomes are well defined and clear	52.17	43.48	4.35	0	0
3	Sufficient number of relevant reading materials and digital	43.48	52.17	4.35	0	0

	resources are available in the Library					
4	The course has good balance between theory and application	56.52	39.13	4.35	0	0
5	The course/syllabus of this course increased my knowledge and perspective in the subject area	65.22	30.43	4.35	0	0
6	I have the freedom to propose, modify, suggest and incorporate new topics in the syllabus through proper forums.	73.91	21.74	4.35	0	0
7	I have the freedom to adopt new techniques/education tools /strategies in teaching	78.26	21.74	0	0	0
8	I am able to achieve the minimum required course outcome attainment level for my class	59.09	36.36	4.55	0	0
9	I have taken sufficient steps to provide assistance to slow learners.	60.87	34.78	4.35	0	0

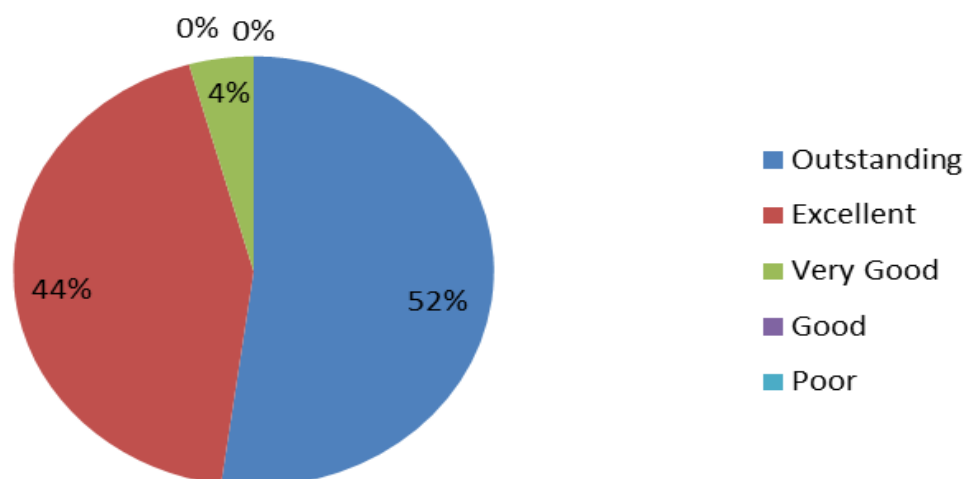
10	I have contributed to the curriculum and / or syllabus development	73.91	21.74	0	4.35	0
11	Aims and objectives of the syllabi are well defined and clear to teachers and students.	56.52	39.13	4.35	0	0
12	Course content is followed by corresponding reference books/materials.	50	40.91	9.09	0	0
13	The course/program of studies carries a sufficient number of optional papers.	59.09	31.82	9.09	0	0
14	The books prescribed/listed as reference materials are relevant, updated and appropriate.	56.52	39.13	4.35	0	0

Need based syllabus



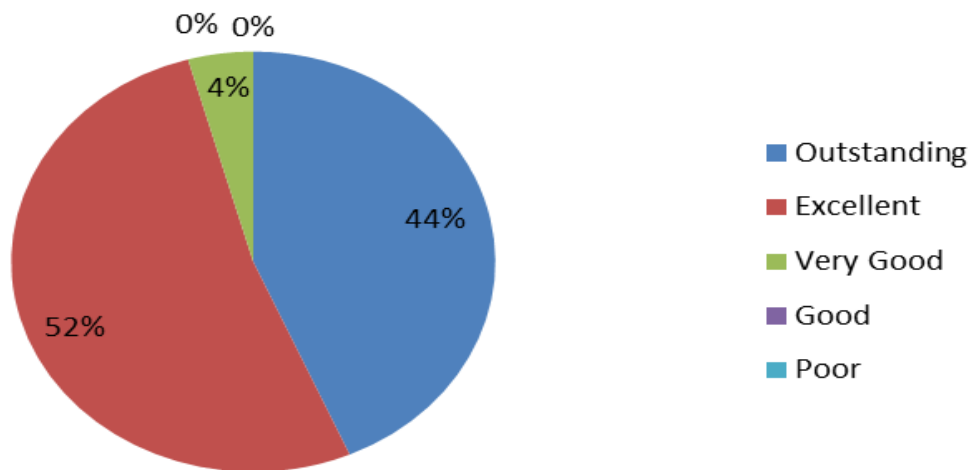
The responses received from teachers for Need based syllabus show that 65% responded outstanding, 31% Excellent and 4% Very Good respectively.

Well defined course outcome



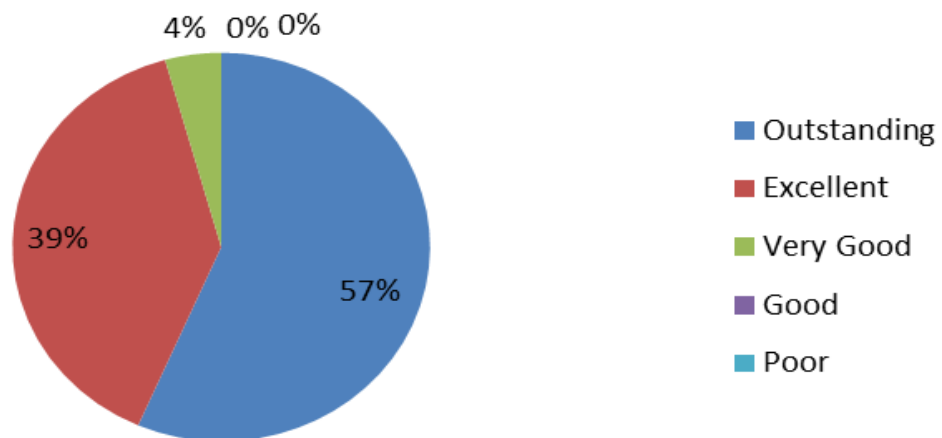
The responses received from teachers for Well defined course outcome show that 52% responded outstanding, 44% Excellent and 4% Very Good respectively.

Relevant resources in library



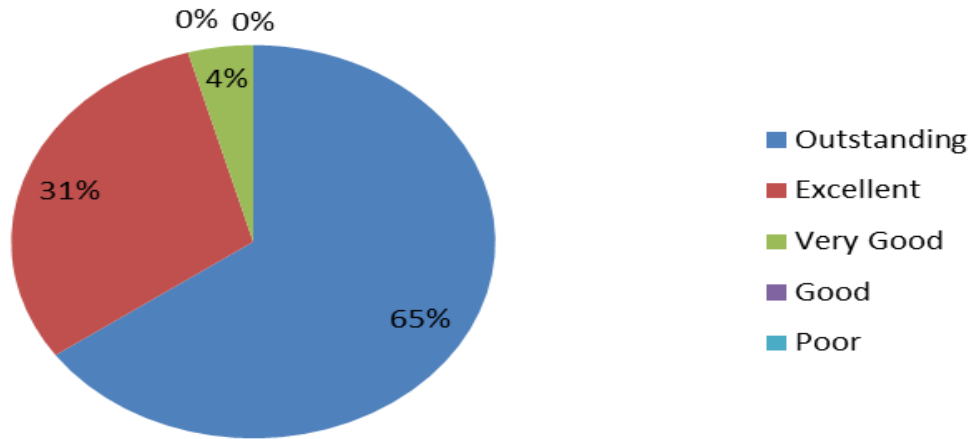
The responses received from teachers for Relevant resources in library show that 44% responded outstanding, 52% Excellent and 4% Very Good respectively.

Balance between theory and application



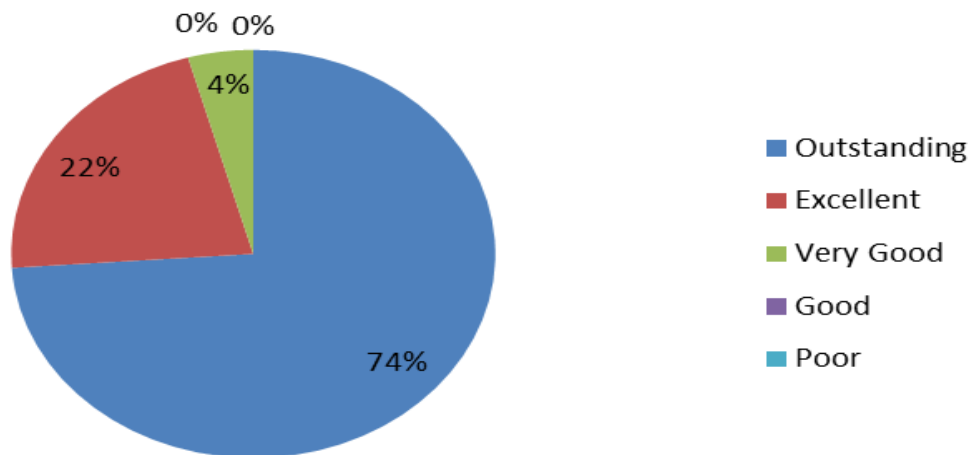
The responses received from teachers for Balance between theory and application show that 57% responded outstanding, 39% Excellent and 4% Very Good respectively.

Knowledge enhancement



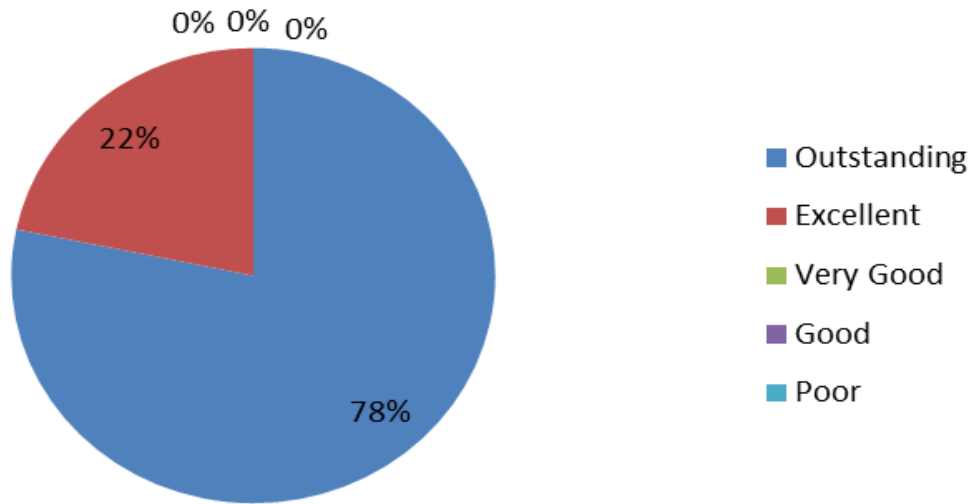
The responses received from teachers for Knowledge enhancement show that 65% responded outstanding, 31% Excellent and 4% Very Good respectively.

Syllabus modifications



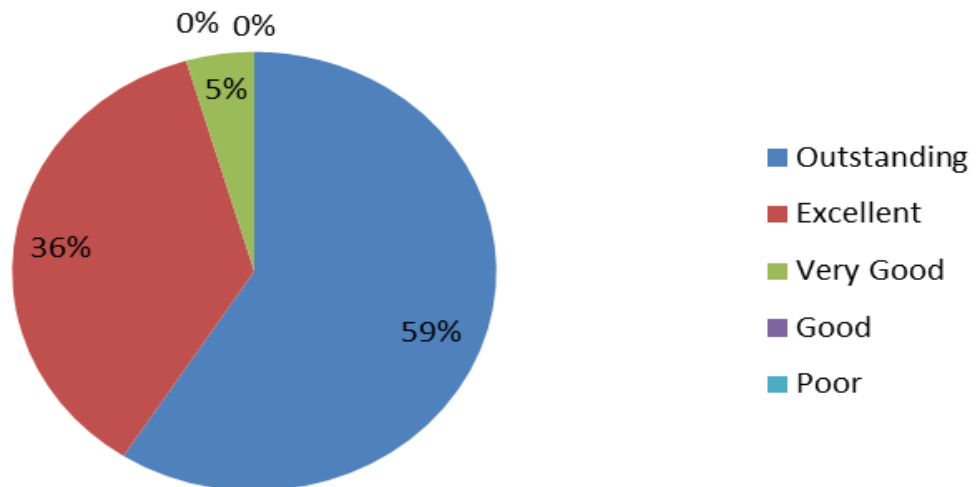
The responses received from teachers for Syllabus modifications show that 74% responded outstanding, 22% Excellent and 4% Very Good respectively.

Innovative teaching techniques



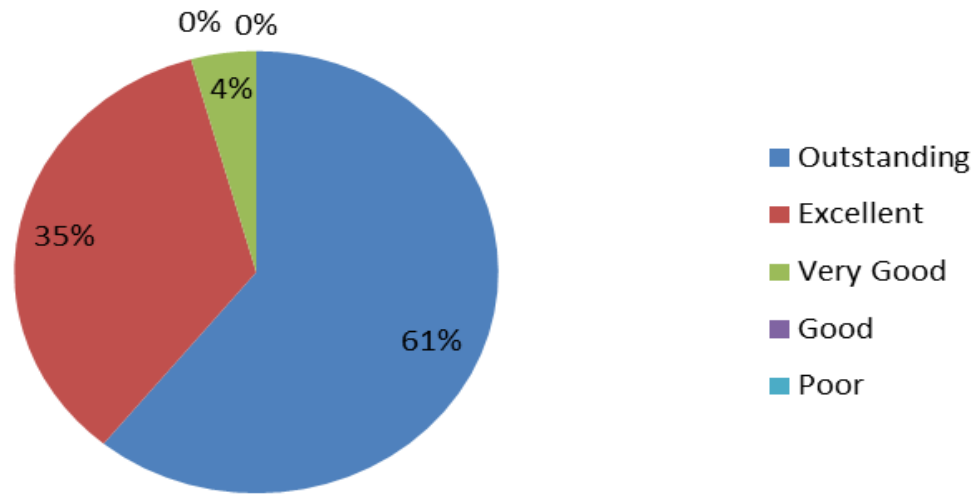
The responses received from teachers for Innovative teaching techniques show that 78% responded outstanding and 22% Excellent respectively.

Achievement of course outcome



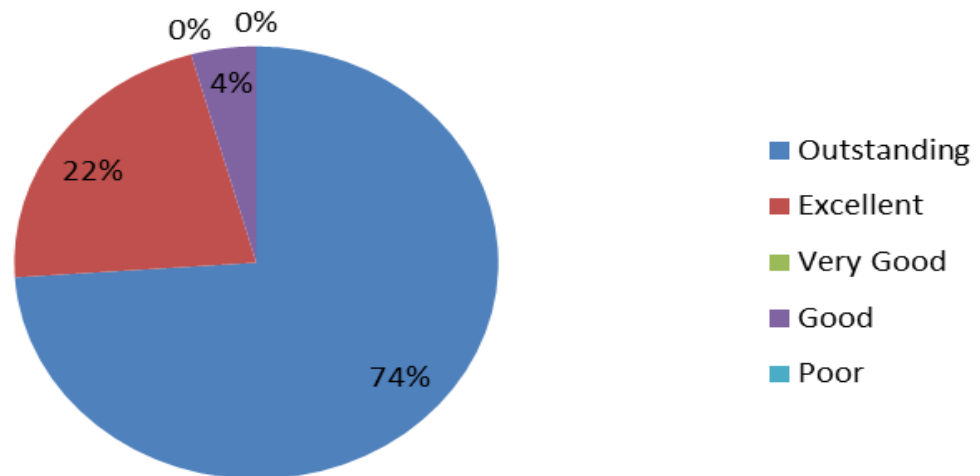
The responses received from teachers for achievement of course outcome show that 59% responded outstanding, 36% Excellent and 5% Very Good respectively.

Assistance to slow learners



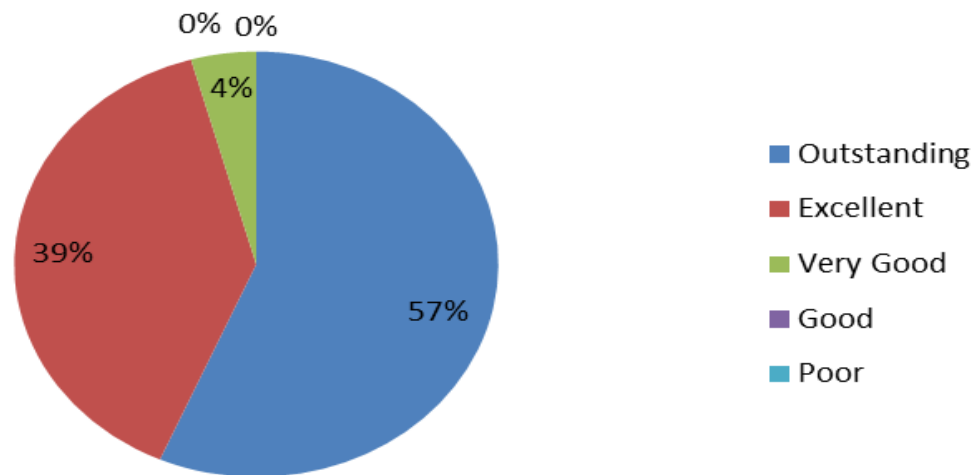
The responses received from teachers for Assistance to slow learners show that 61% responded outstanding, 35% Excellent and 4% Very Good respectively.

Syllabus development



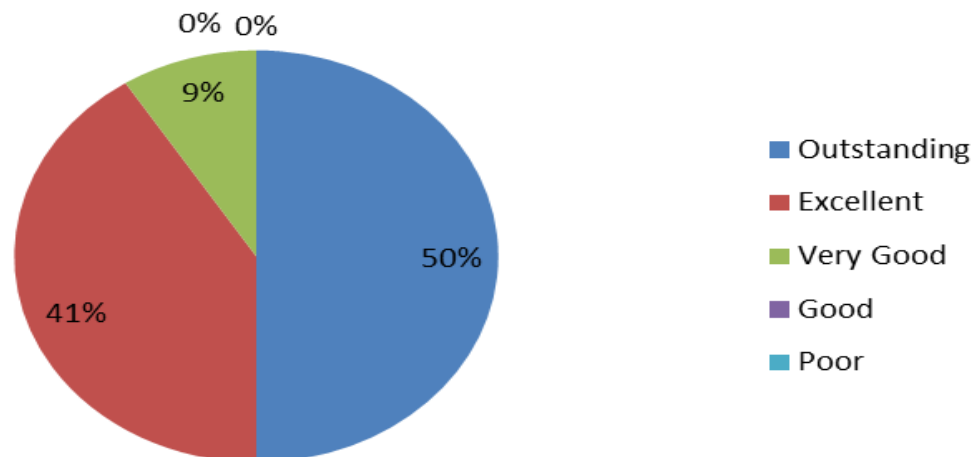
The responses received from teachers for Syllabus development show that 74% responded outstanding, 22% Excellent and 4% Very Good respectively.

Clarity on syllabus objectives



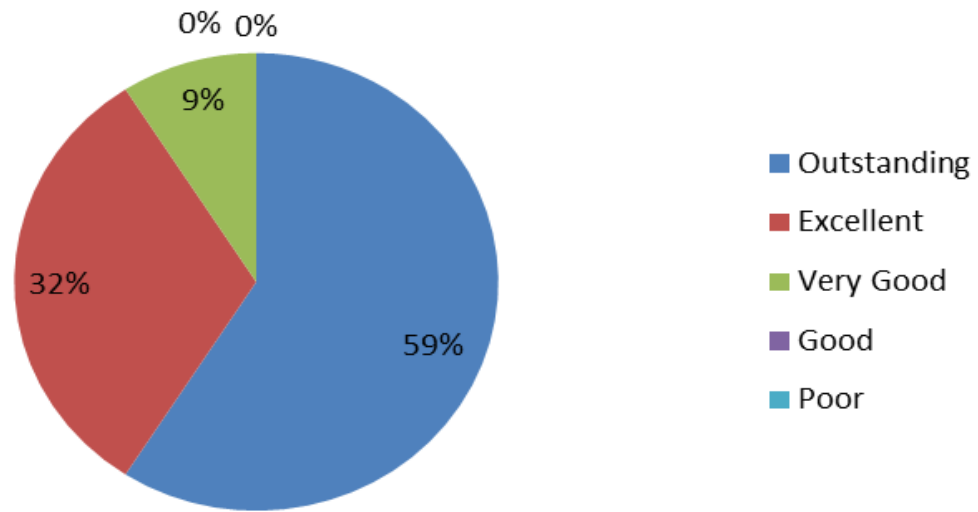
The responses received from teachers for Clarity on syllabus objectives show that 57% responded outstanding, 39% Excellent and 4% Very Good respectively.

Reference books/materials



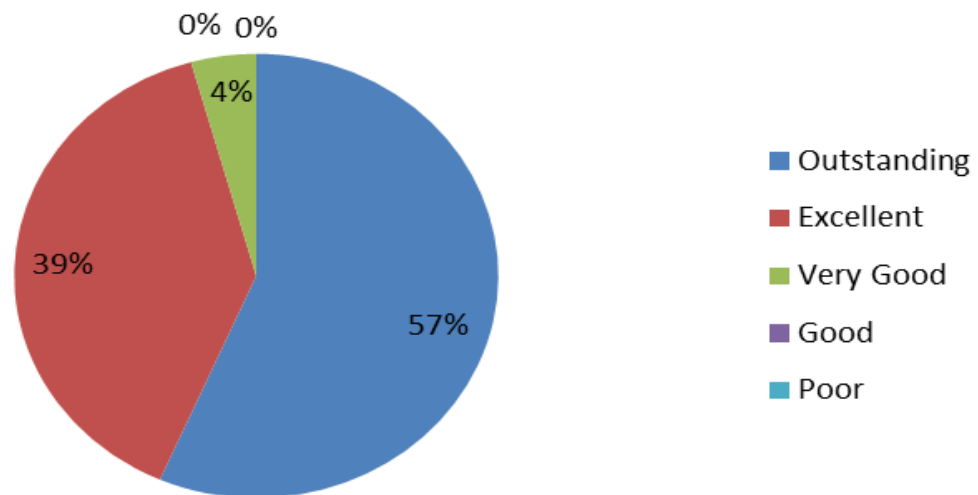
The responses received from teachers for Reference books/materials show that 50% responded outstanding, 41% Excellent and 9% Very Good respectively.

Sufficient optional courses



The responses received from teachers for Sufficient optional courses show that 59% responded outstanding, 32% Excellent and 9% Very Good respectively.

Relevant books



The responses received from teachers for Relevant books show that 57% responded outstanding, 39% Excellent and Very Good 4% respectively.