



Mahatma Gandhi University
Priyadarsini Hills P. O.
Kottayam, Kerala - 686560

(Re-accredited by NAAC with A Grade)

Feedback Analysis 2019-20

Alumni

Feedback Analysis of Alumni

The feedback on the curriculum is obtained from the Alumni annually by providing links to the data collection questionnaire in the Management Information System (MIS) of the University.

The link for data collection and the questionnaire is given below.

<https://www.iqacmgu.org/FeedBack/feedback?id=GLMRh9I7vo6gc3WiLGE6l9ew5gBn9g6Ugme5eLmDGzyOrBMCHj>

The feedback, thus collected through the MIS is then thoroughly analysed by a Committee constituted by the IQAC and the observations of the committee are communicated to the Heads/ IQAC Coordinators of the Schools, Centres, and Divisions concerned.

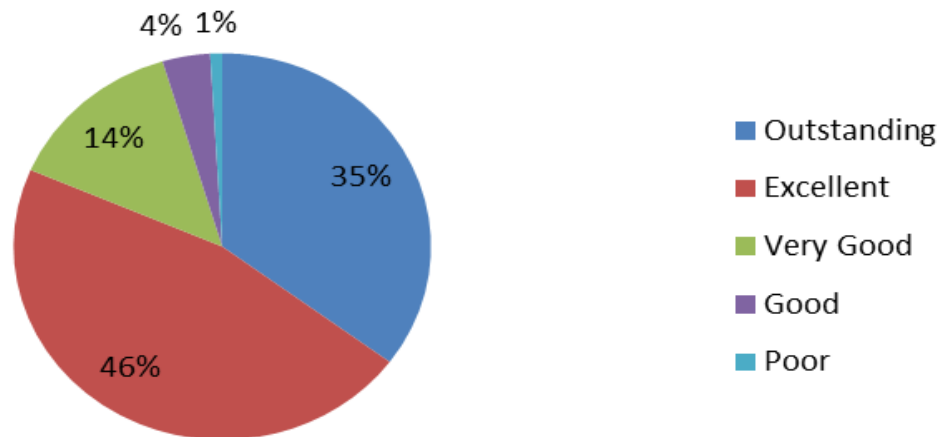
Subject to the decision of the faculty council, and approval of the board of studies the suggestions are incorporated to the respective curriculum and the revisions are reported to the academic council for final approval.

Feedback Form for Alumni

Sl.No.	Description	Outstanding (%)	Excellent (%)	Very Good (%)	Good (%)	Poor (%)
1	The curriculum and syllabus content were appropriate for my placement / higher education	35.19	46.3	13.89	3.7	0.93
2	Sufficient number of co-curricular activities were arranged during my study period	20.37	44.44	18.52	13.89	2.78
3	The institute-industry tie ups were useful for me	20.37	25	25.93	24.07	4.63
4	The institute / faculty helped me in placement / higher education	33.96	32.08	19.81	12.26	1.89

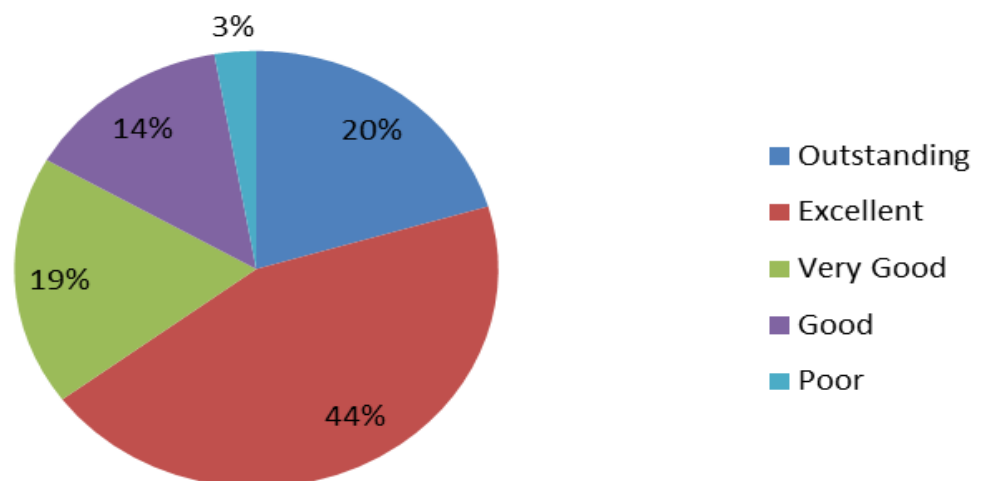
5	The institute offers sufficient scholarships to merit students and deserving students	25.23	31.78	19.63	20.56	2.8
6	The learning ambience at the institute is good	46.3	45.37	6.48	0.93	0.93
7	The institute provides sufficient opportunity to participate in extracurricular activities	32.41	39.81	18.52	8.33	0.93
8	The curriculum accommodates courses with experiential learning (hands-on)	29.63	37.96	19.44	11.11	1.85
9	All the academic processes of the institute is transparent	21.5	54.21	15.89	6.54	1.87
10	The institute is student-centric in all its academic initiatives.	26.85	52.78	8.33	7.41	4.63
11	Ability to work in team	34.91	49.06	9.43	3.77	2.83
12	Provide better oral , written and presentation skills.	38.89	50	6.48	2.78	1.85
13	Ability to link theory to practice	28.97	49.53	13.08	5.61	2.8
14	Overall Grading	34.29	50.48	10.48	3.81	0.95

Curriculum/syllabus support for placement/higher education



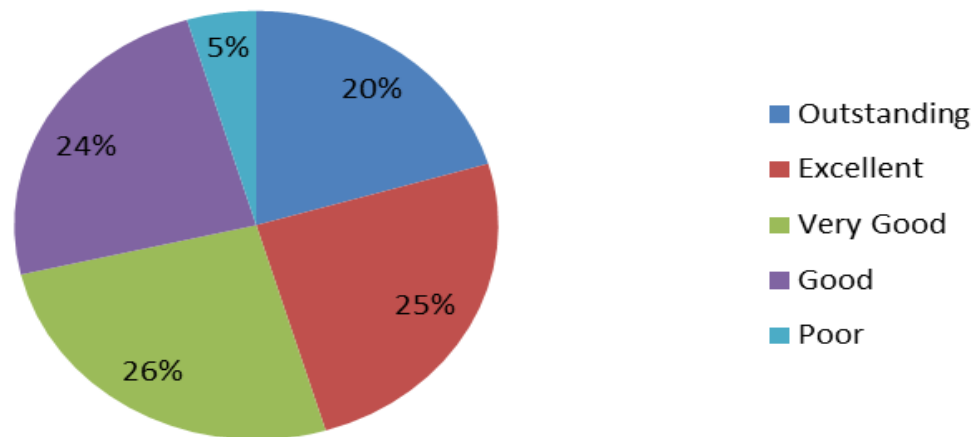
The responses received from alumni for Curriculum/syllabus support for placement/higher education show that 35% responded outstanding, 46% Excellent, 14% Very good, 4% Good and 1% Poor respectively.

Co-curricular activities



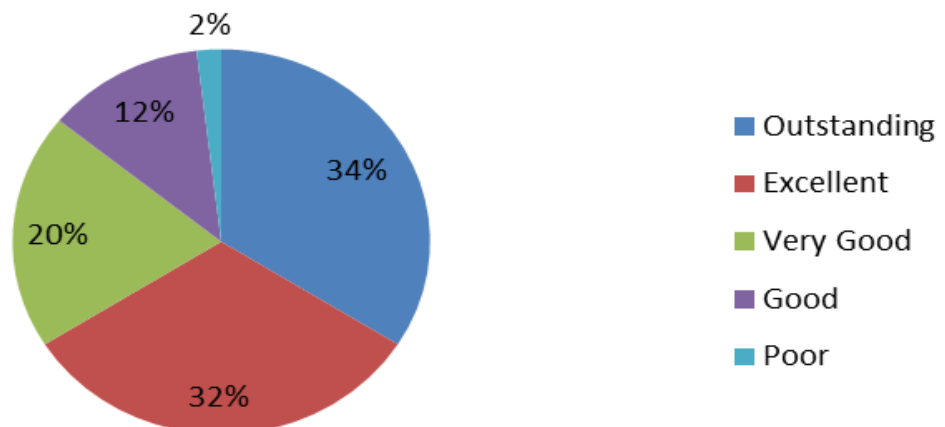
The responses received from alumni for Co-curricular activities show that 20% responded outstanding, 44% Excellent, 19% Very good, 14% Good and 3% Poor respectively.

Institute-Industry tie-ups



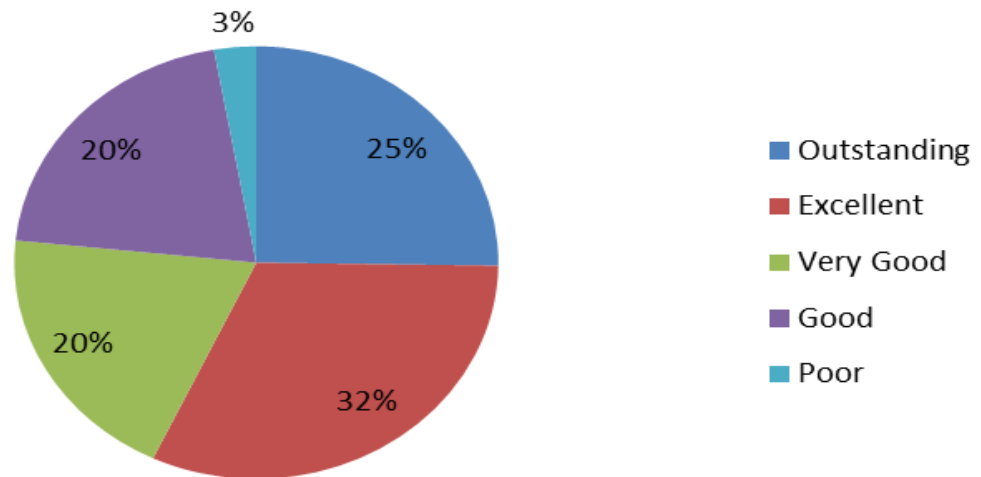
The responses received from alumni for Institute-Industry tie-ups show that 20% responded outstanding, 25% Excellent, 26% Very good, 24% Good and 5% Poor respectively.

Institute/faculty support for placement/higher education



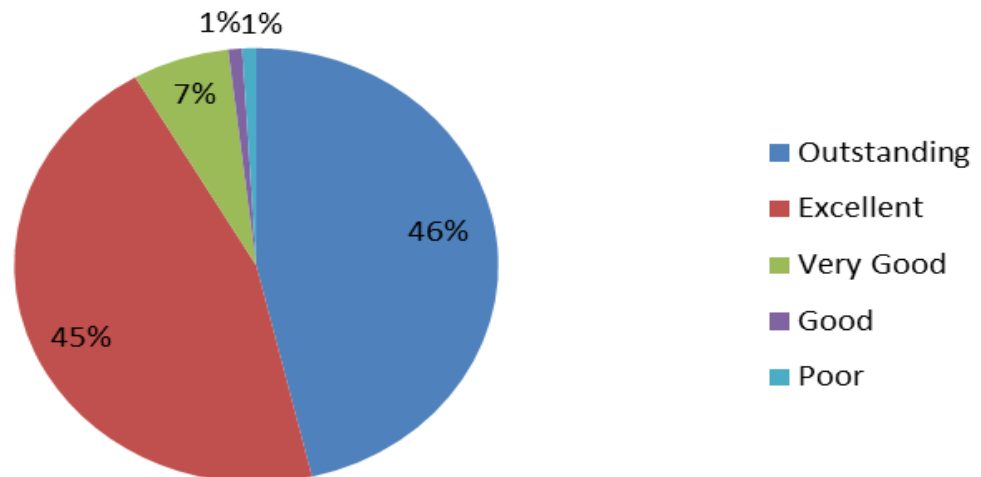
The responses received from alumni for Institute/faculty support for placement/higher education show that 34% responded outstanding, 32% Excellent, 20% Very good, 12% Good and 2% Poor respectively.

Sufficient scholarships to students



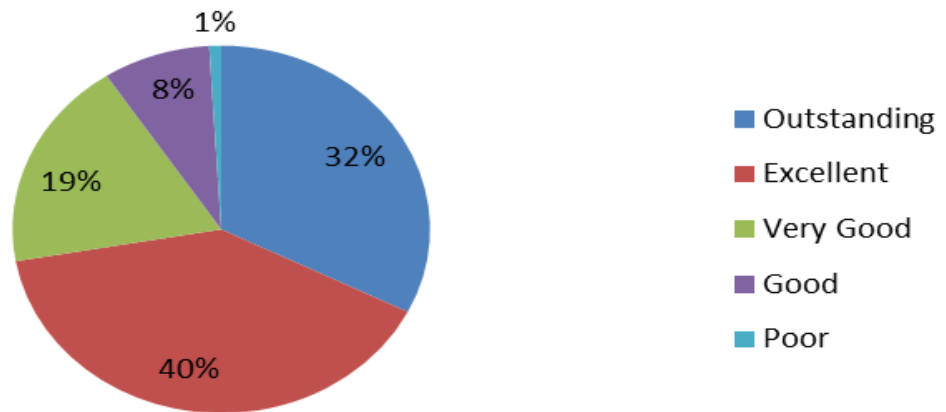
The responses received from alumni for Sufficient scholarships to students show that 25% responded outstanding, 32% Excellent, 20% Very good, 20% Good and 3% Poor respectively.

Learning ambience



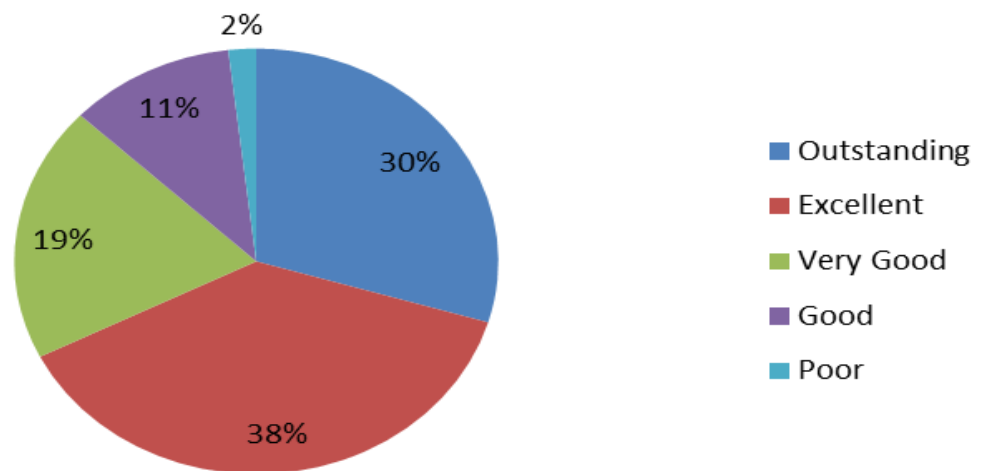
The responses received from alumni for Learning ambience show that 46% responded outstanding, 45% Excellent, 7% Very good, 1% Good and 1% Poor respectively.

Opportunity in extracurricular activities



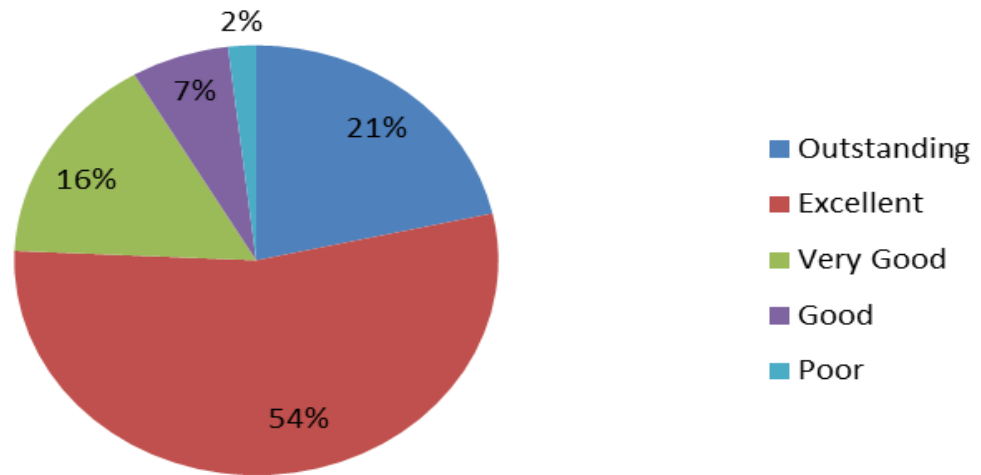
The responses received from alumni for Opportunity in extracurricular activities show that 32% responded outstanding, 40% Excellent, 19% Very good, 8% Good and 1% Poor respectively.

Experiential learning



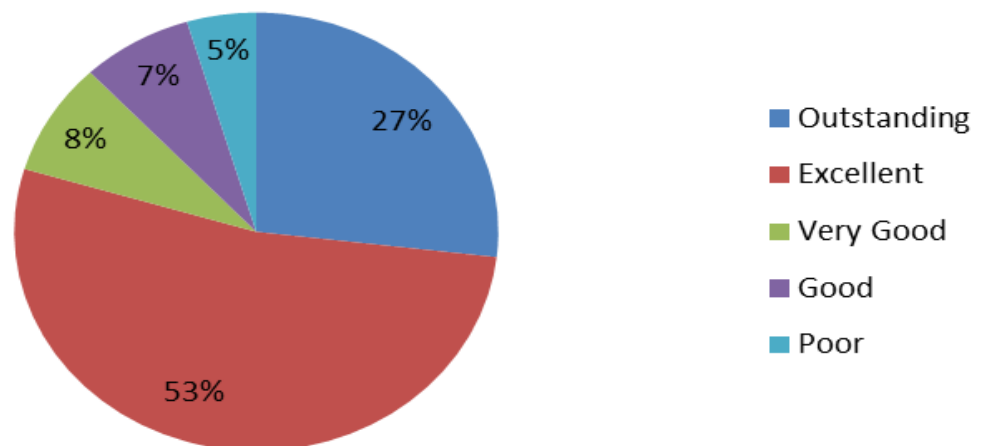
The responses received from alumni for Experiential learning show that 30% responded outstanding, 38% Excellent, 19% Very good, 11% Good and 2% Poor respectively.

Transparency in academic processes



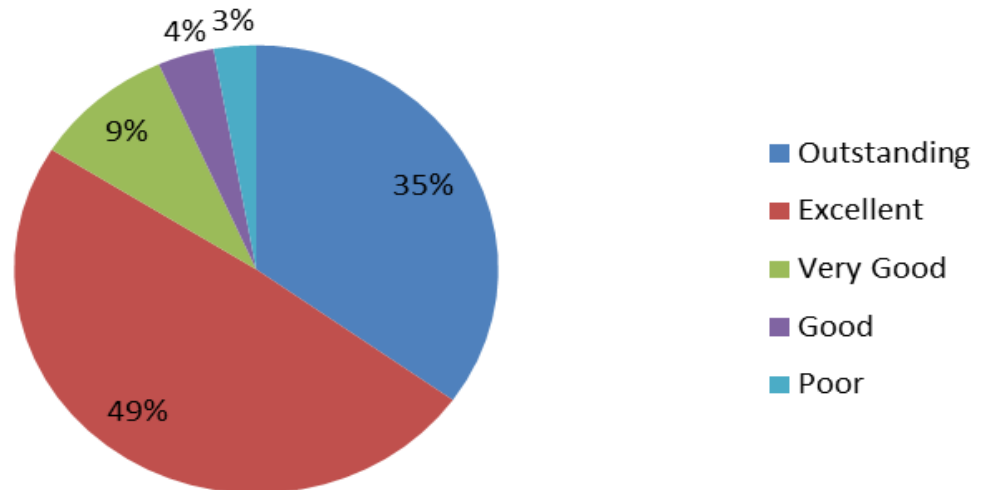
The responses received from alumni for Transparency in academic processes show that 21% responded outstanding, 54% Excellent, 16% Very good, 7% Good and 2% Poor respectively.

Institute is student-centric



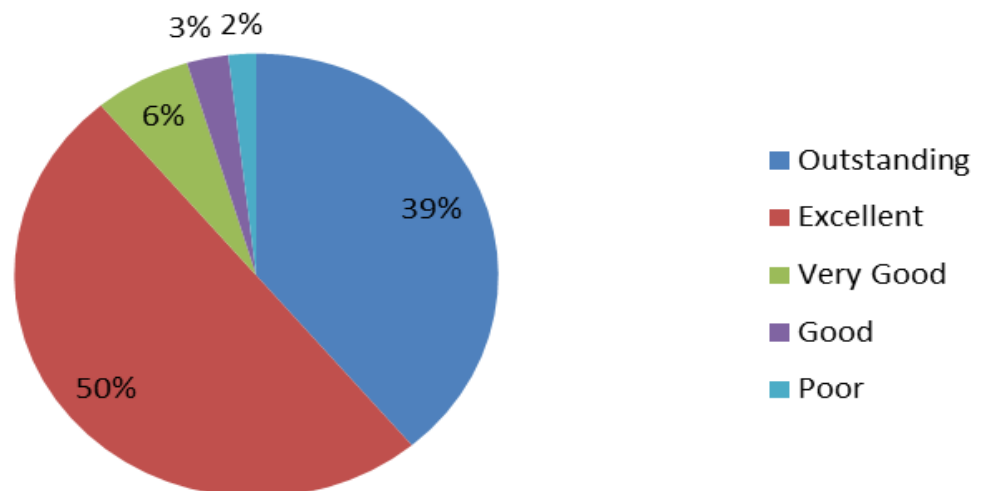
The responses received from alumni for Institute is student-centric show that 27% responded outstanding, 53% Excellent, 8% Very good, 7% Good and 5% Poor respectively.

Ability to teamwork



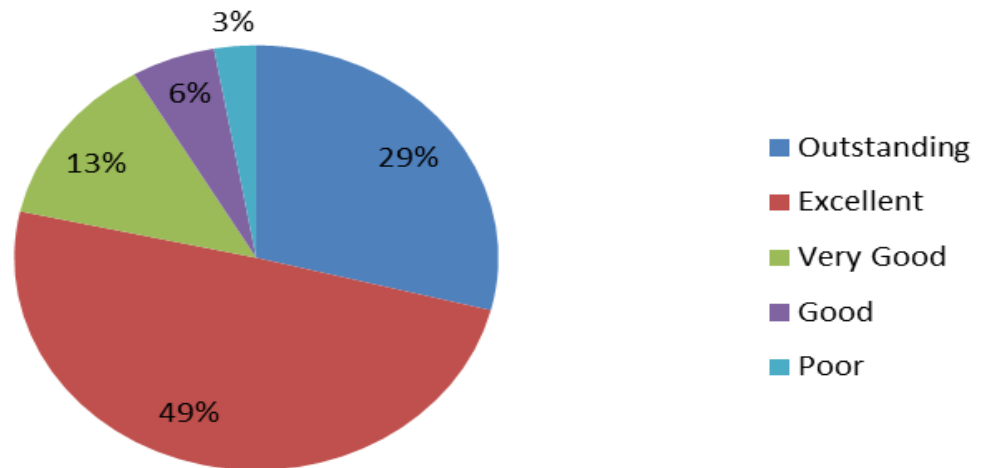
The responses received from alumni for Ability to teamwork show that 35% responded outstanding, 49% Excellent, 9% Very good, 4% Good and 3% Poor respectively.

Oral, written and presentation skills



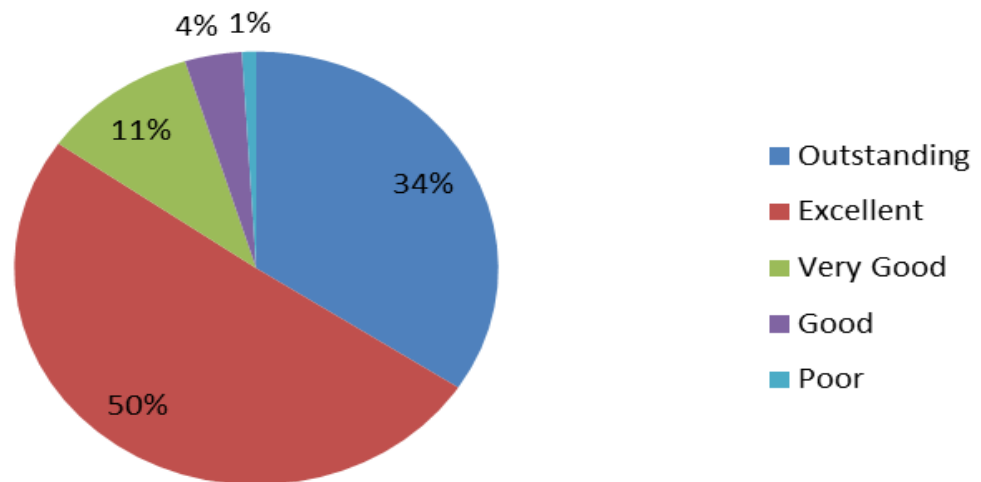
The responses received from alumni for Oral, written and presentation skills show that 39% responded outstanding, 50% Excellent, 6% Very good, 3% Good and 2% Poor respectively.

Ability to link theory to practice



The responses received from alumni for Ability to link theory to practice show that 29% responded outstanding, 49% Excellent, 13% Very good, 6% Good and 3% Poor respectively.

Overall grading



The responses received from alumni for Overall grading show that 29% responded outstanding, 49% Excellent, 13% Very good, 6% Good and 3% Poor respectively.