



**Mahatma Gandhi University**  
**Priyadarsini Hills P. O.**  
**Kottayam, Kerala - 686560**

**(Re-accredited by NAAC with A Grade)**

**Feedback Analysis 2019-20**

**Employers**

## Feedback Analysis - Employers

The feedback on the curriculum is obtained from the employers annually by providing links to the data collection questionnaire in the Management Information System (MIS) of the University.

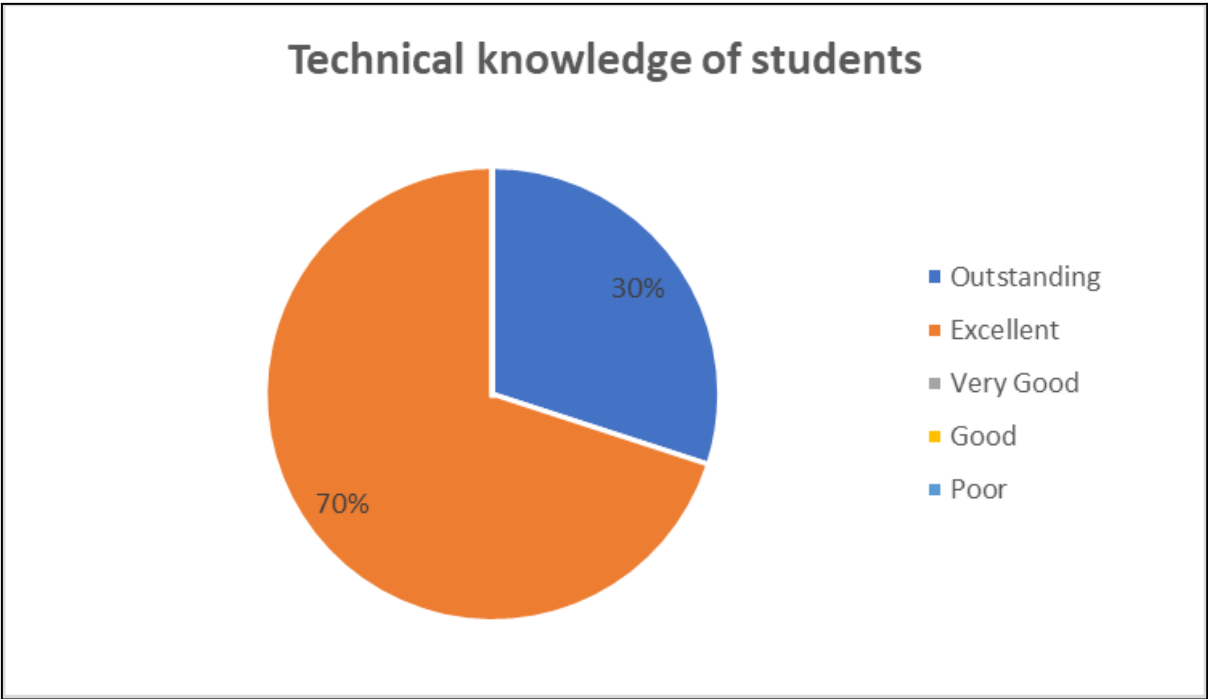
The link for data collection and the questionnaire is given below.

[https://www.iqacmgu.org/FeedBack/feedback?id=L1SYIDONI2h5iuTn9QPRJf3rSg9a\\_gzRJJaRJJa30a4hpXdcYmXb](https://www.iqacmgu.org/FeedBack/feedback?id=L1SYIDONI2h5iuTn9QPRJf3rSg9a_gzRJJaRJJa30a4hpXdcYmXb)

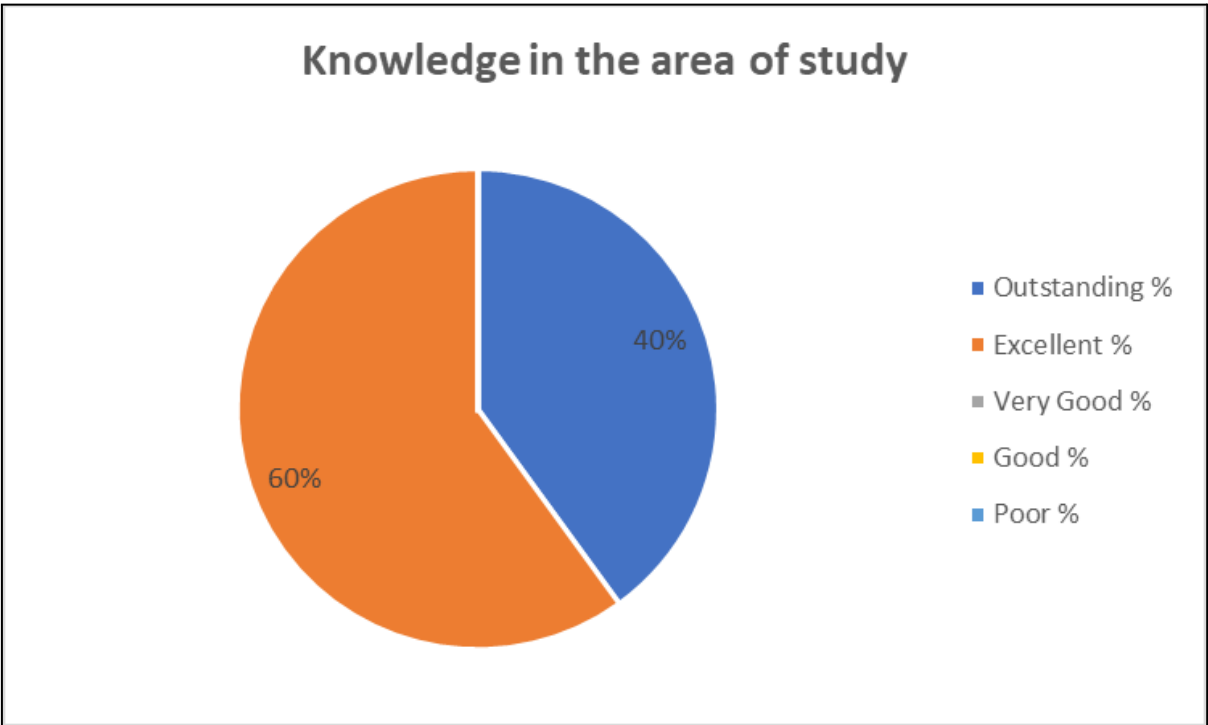
### Feedback Form for Employers

Sl. No.	Description	Outstanding (%)	Excellent (%)	Very Good (%)	Good (%)	Poor (%)
1	The technical knowledge of the students is good	0	100	0	0	0
2	The curriculum and syllabus provide sufficient knowledge in the area of study	0	100	0	0	0
3	The students are able to work as part of the team	0	100	0	0	0
4	The students maintain cordial relation with peers and seniors	0	100	0	0	0
5	Communication skills of the students are good	0	0	0	100	0
6	Students have the required managerial / leadership qualities	0	0	100	0	0
7	Students volunteer to get into new initiatives taken up by the industry	0	0	100	0	0

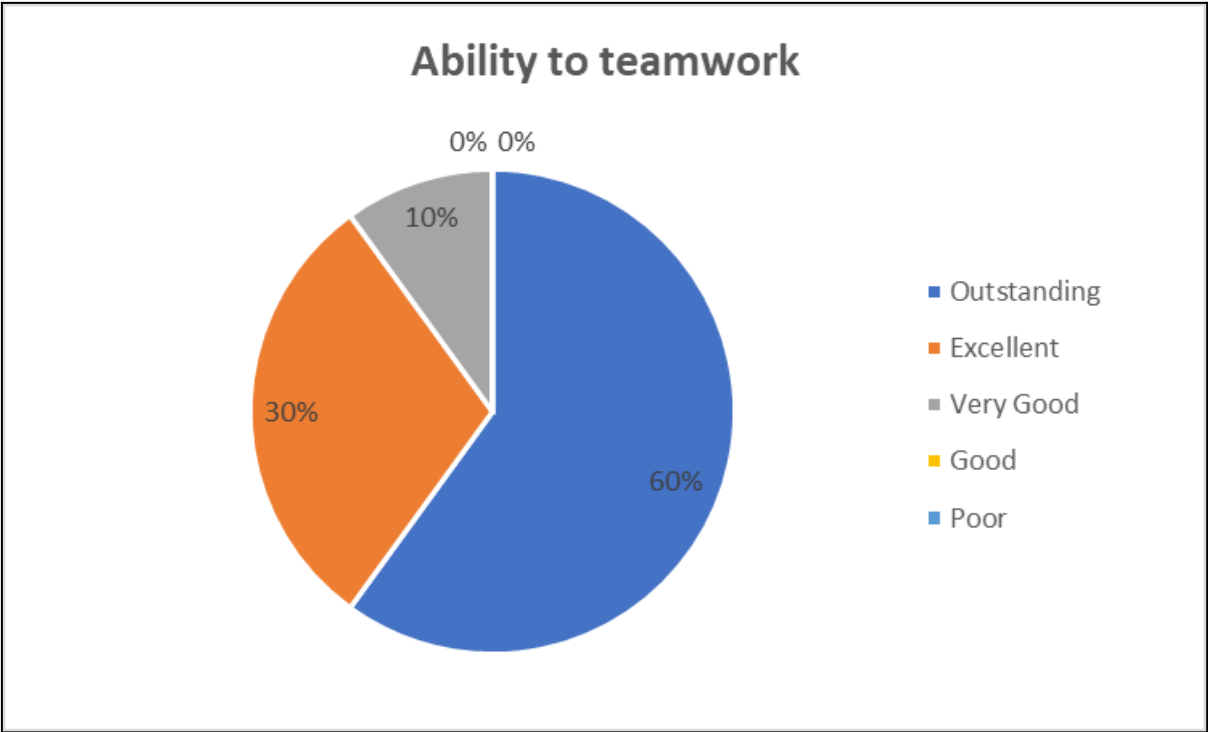
8	Students contribute substantially to the growth of the industry	0	0	0	100	0
9	Students align themselves to the demanding needs of the industry	0	0	0	100	0
10	The curriculum and non-curricular initiatives taken up by MGU has helped the students to attain the required competency level	0	0	100	0	0
11	Students have the ability to learn industrial practices fast and mold themselves into the stream	0	0	0	0	100
12	Relationship with seniors/peers/subordinates	0	100	0	0	0
13	Ability and motivation for social activity	0	100	0	0	0
14	Obligation to work beyond schedule if required	0	100	0	0	0
15	Overall impression about their performance	0	100	0	0	0



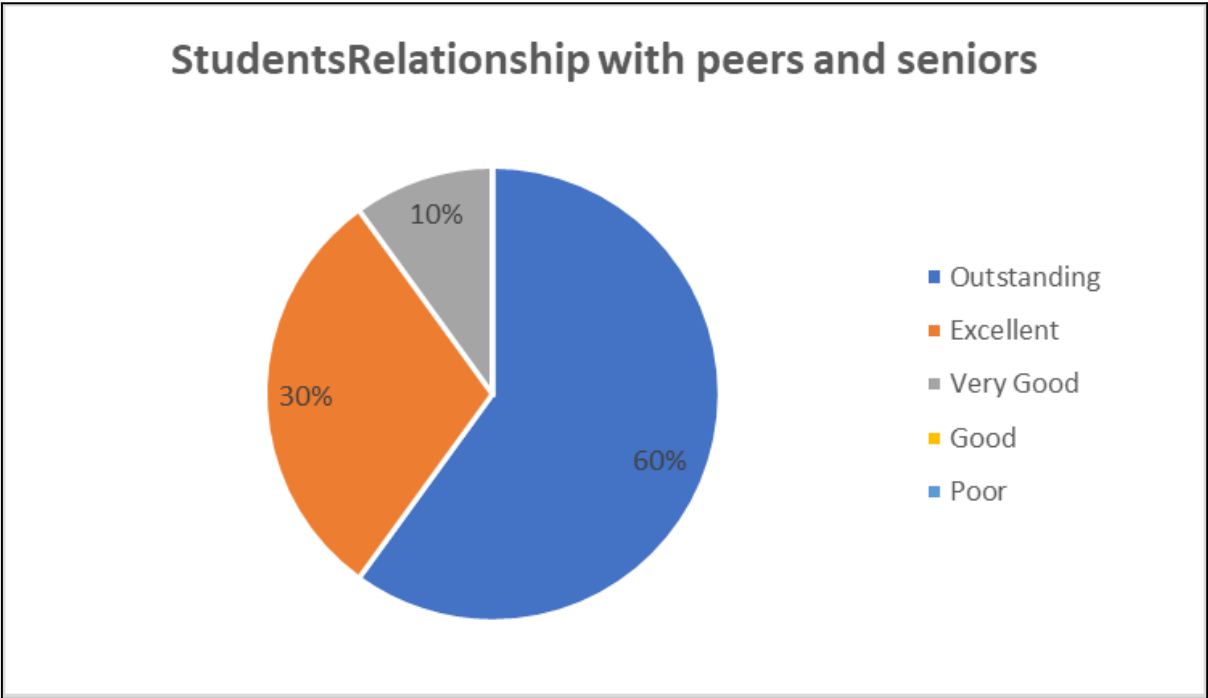
The responses received from employers for Technical knowledge of students show that 30% responded Outstanding and 70% Excellent.



The responses received from employers for Knowledge in the area of study show that 40% responded Outstanding and 60% Excellent.

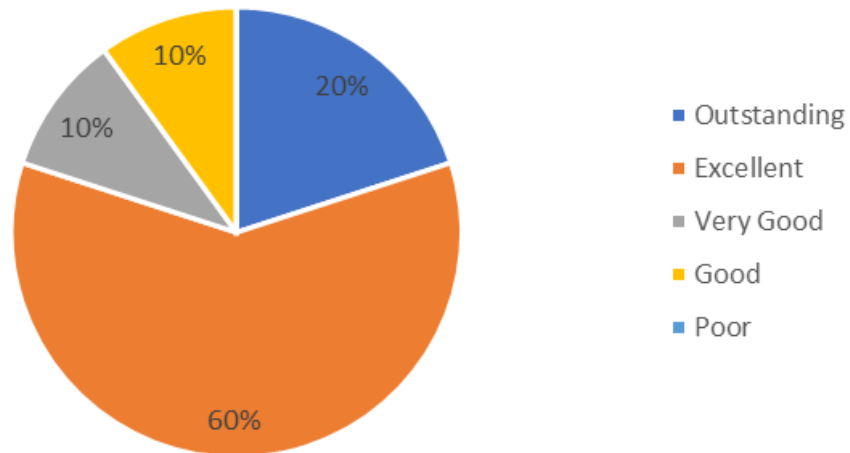


The responses received from employers for Ability to teamwork show that 60% responded Outstanding, 30% Excellent, and 10% Very Good.



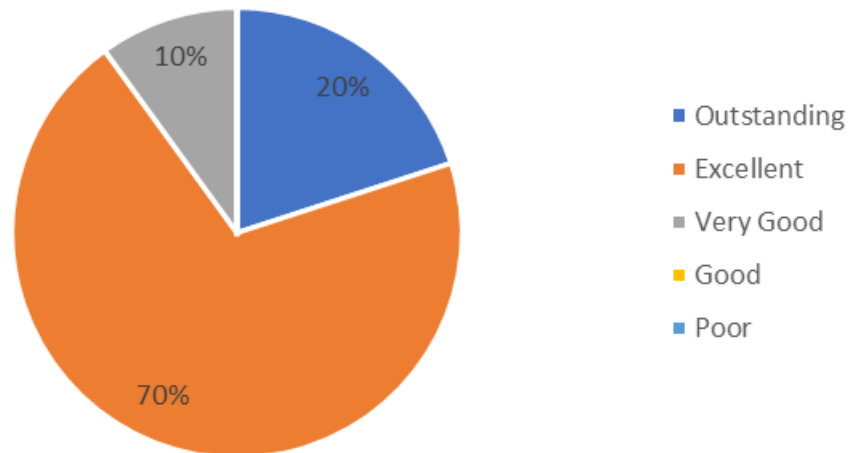
The responses received from employers for Students' Relationships with peers and seniors show that 60% responded Outstanding, 30% Excellent, and 10% Very Good.

### Communication skills of the students



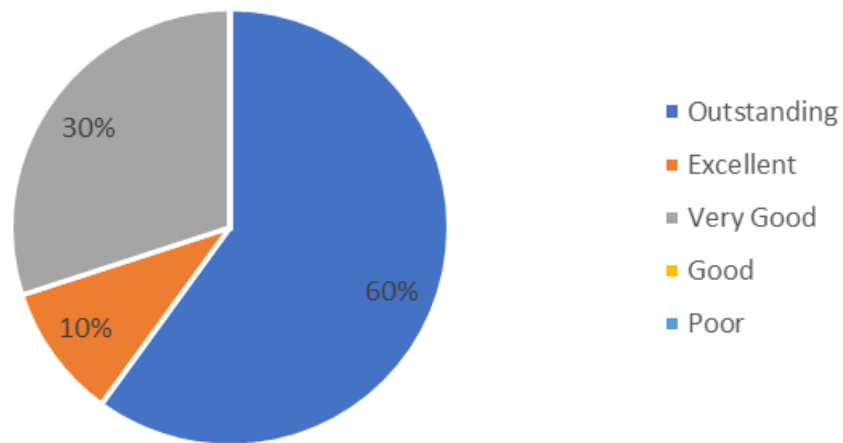
The responses received from employers for the Communication skills of the students show that 20% responded Outstanding, 60% Excellent, 10% Very Good, and 10% Very Good.

### Students Managerial/leadership qualities



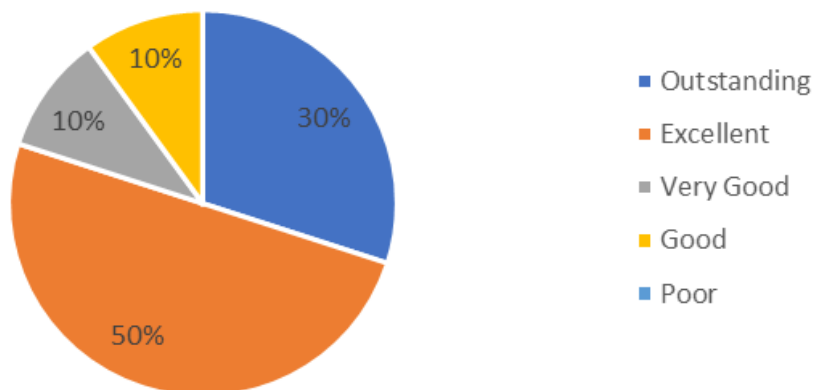
The responses received from employers for Students' Managerial/leadership qualities show that 20% responded Outstanding, 70% Excellent, and 10% Very Good.

### StudentsAbility to get into new initiatives



The responses received from employers for Students' Ability to get into new initiatives show that 60% responded Outstanding, 10% Excellent, and 30% Very Good.

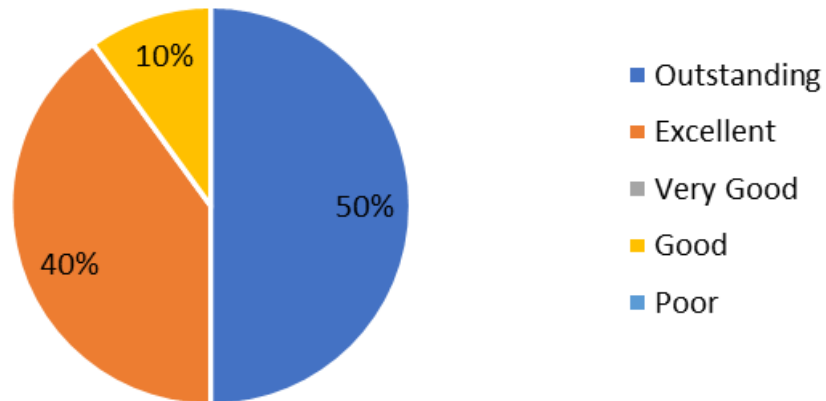
### Students contribution to the growth of the industry



The responses received from employers for Students' contribution to the growth of the industry show that 30% responded Outstanding, 50% Excellent, and 10% Very Good and 10% Good.

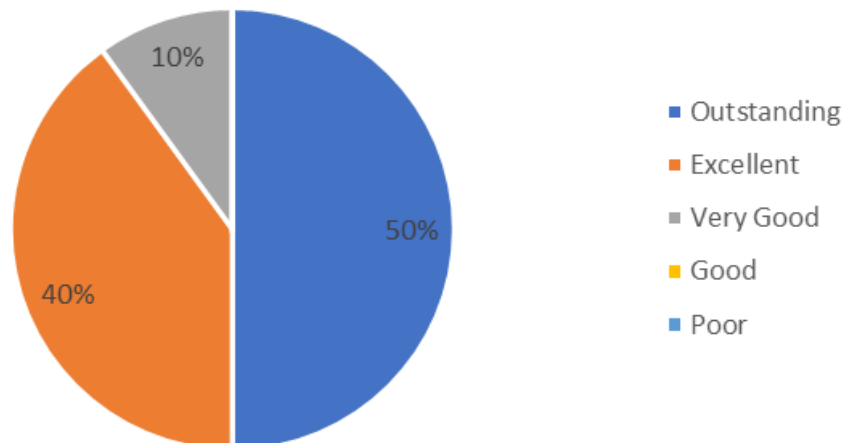


### Students alignment to the demand of the industry



The responses received from employers for Students' alignment to the demand of the industry show that 50% responded Outstanding, 40% Excellent, and 10% Good.

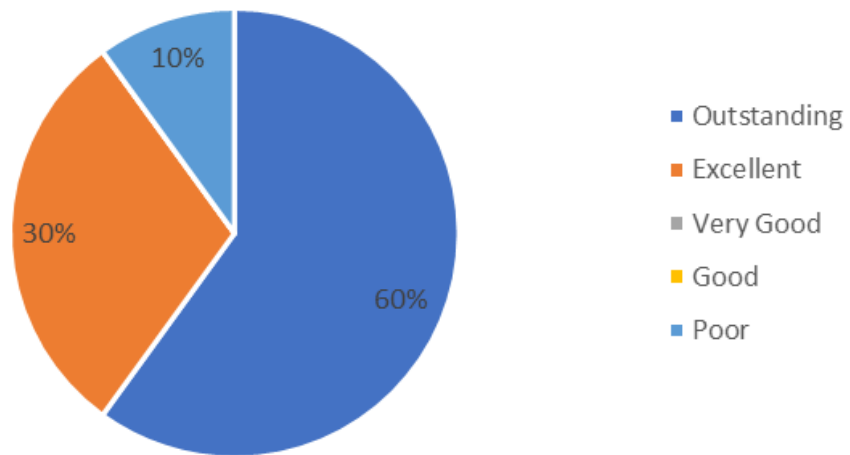
### Students competency level



The responses received from employers for Students' competency level show that 50% responded Outstanding, 40% Excellent, and 10% Very Good.

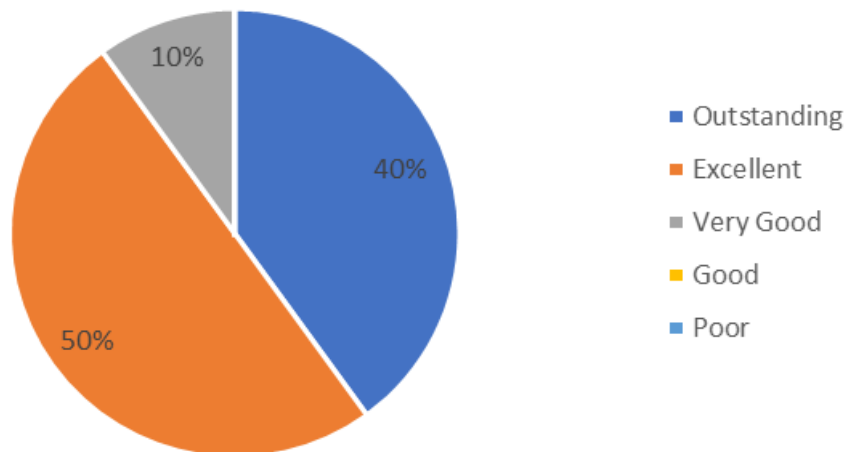


### Students ability to learn industrial practices

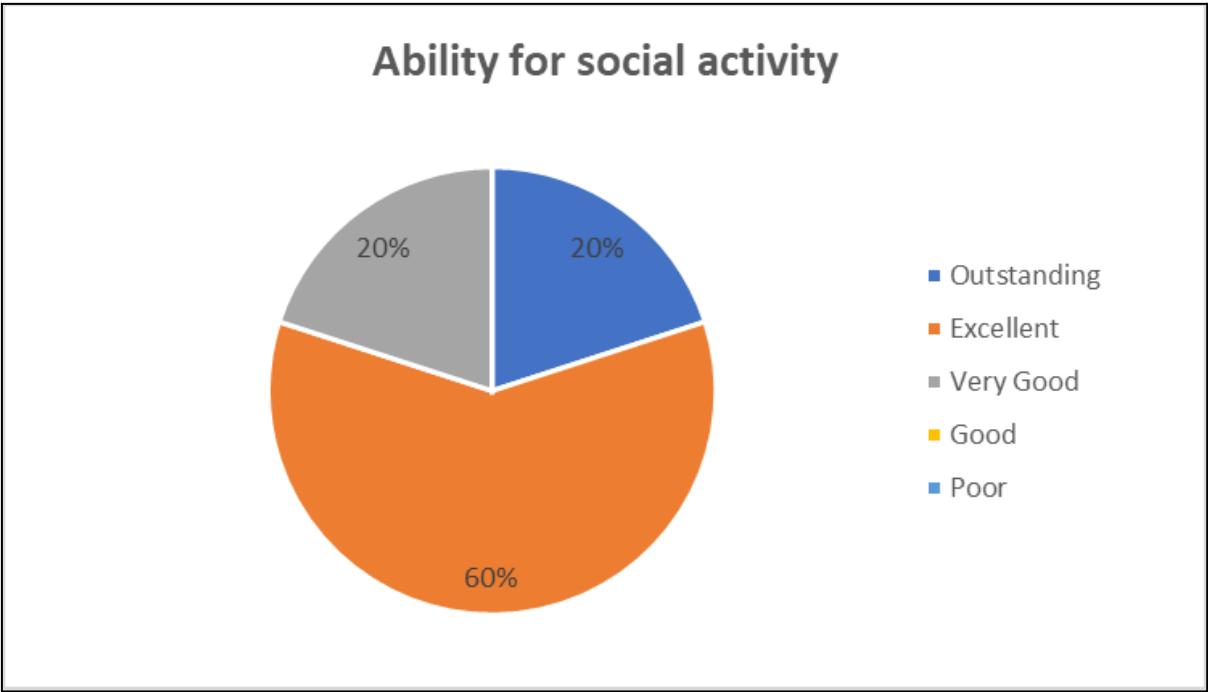


The responses received from employers for Students' ability to learn industrial practices show that 60% responded Outstanding, 30% Excellent, and 10% Poor.

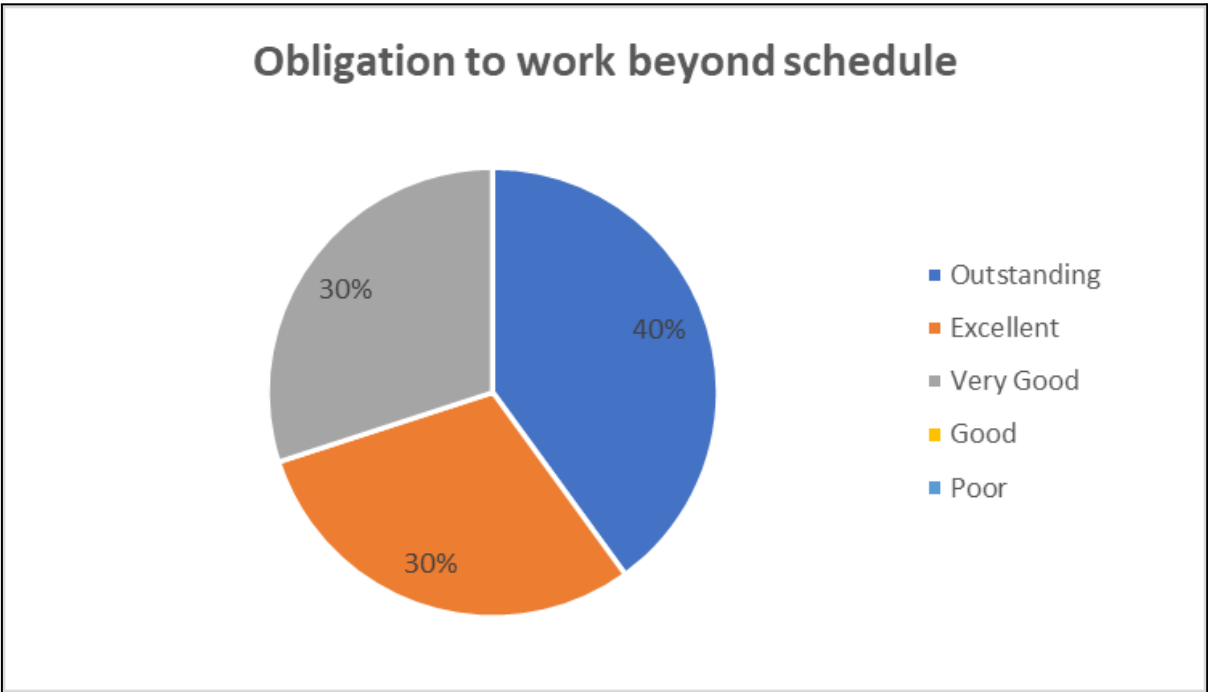
### Relationship with seniors/peers/subordinates



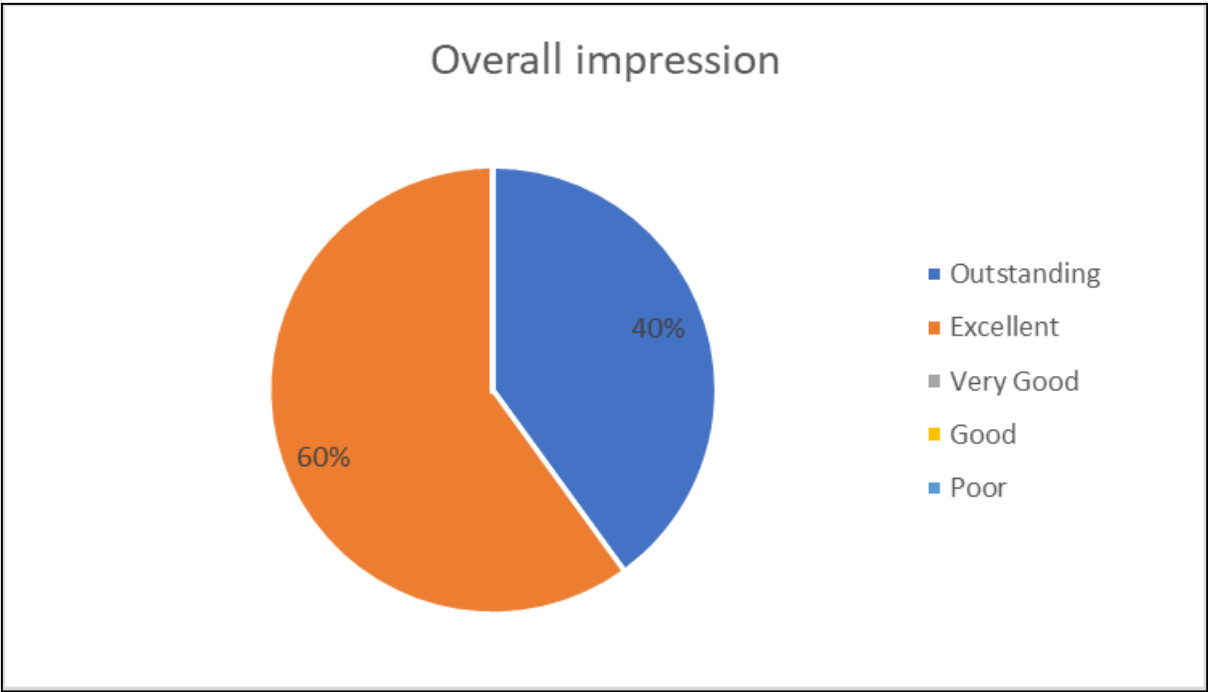
The responses received from employers for Relationships with seniors/peers/subordinates show that 40% responded Outstanding, 50% Excellent, and 10% Very Good.



The responses received from employers for Ability for Social Activity show that 20% responded Outstanding, 60% Excellent, and 20% Very Good.



The responses received from employers for Obligation to work beyond schedule show that 40% responded Outstanding, 30% Excellent, and 30% Very Good.



The responses received from employers for Overall impression show that 40% responded Outstanding, and 60% Excellent.