



**MAHATMA GANDHI UNIVERSITY**



**Mahatma Gandhi University**  
**Priyadarsini Hills P. O.**  
**Kottayam, Kerala - 686560**

**(Re-accredited by NAAC with A Grade)**

**Feedback Analysis**

**Teachers : 2021-22**

## Feedback Analysis\_Teachers

The link for data collection and the questionnaire is given below.

<https://www.iqacmgu.org/FeedBack/feedback?id=AUsZSHC8vsXdokBfDgD1zzKJHfAcAkmtcUa305omf9DBw8vVMF>

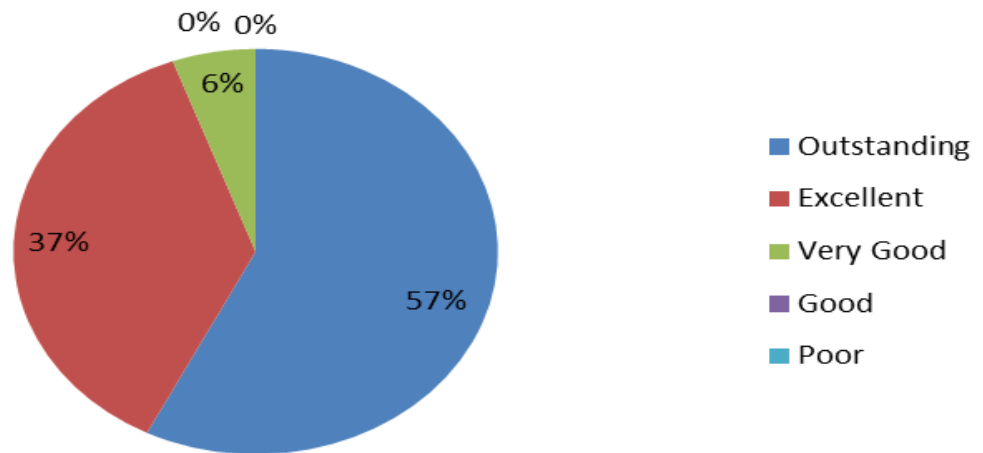
### IQAC Feedback Form for Teachers

Sl. No.	Description	outstanding(%)	Excellent(%)	Very Good (%)	Good (%)	Poor (%)
1	Curriculum and Syllabus are need based	57.41	37.04	5.56	0	0
2	The course outcomes are well defined and clear	55.56	35.19	5.56	3.7	0
3	Sufficient number of relevant reading materials and digital resources are available in the Library	40.74	35.19	12.96	9.26	1.85
4	The course has good balance between theory and application	51.85	33.33	7.41	7.41	0
5	The course/syllabus of this course increased my	59.26	33.33	3.7	3.7	0

	knowledge and perspective in the subject area					
6	I have the freedom to propose, modify, suggest and incorporate new topics in the syllabus through proper forums.	66.04	26.42	5.66	1.89	0
7	I have the freedom to adopt new techniques/education tools /strategies in teaching	66.04	33.96	0	0	0
8	I am able to achieve the minimum required course outcome attainment level for my class	55.56	40.74	3.7	0	0
9	I have taken sufficient steps to provide assistance to slow learners.	55.56	40.74	1.85	1.85	0
10	I have contributed to the curriculum and / or syllabus development	62.96	29.63	1.85	3.7	1.85
11	Aims and objectives of the syllabi are well defined and clear to teachers and students.	53.7	40.74	3.7	1.85	0

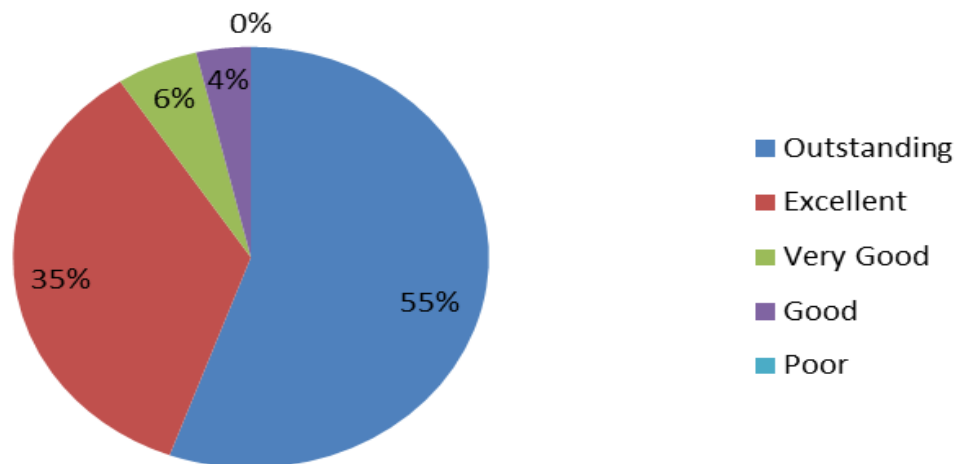
12	Course content is followed by corresponding reference books/materials.	62.96	35.19	0	0	1.85
13	The course/program of studies carries a sufficient number of optional papers.	50	38.89	7.41	3.7	0
14	The books prescribed/listed as reference materials are relevant, updated and appropriate.	53.7	44.44	0	0	1.85

## Need based syllabus



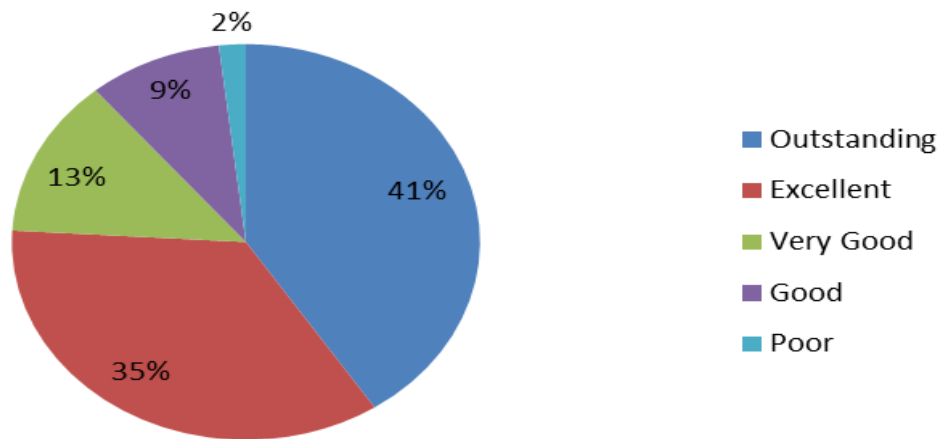
The responses received from teachers for need based syllabus show that 57% responded outstanding, 37% Excellent and 6% Very good respectively.

## Well defined course outcome



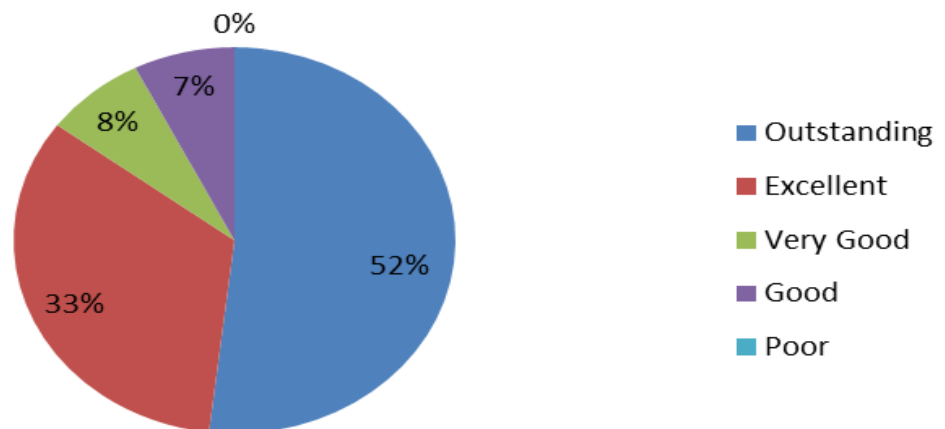
The responses received from teachers for well defined course outcome show that 55% responded outstanding, 35% Excellent 6% Very good, and 4% Good respectively.

## Relevant resources in library



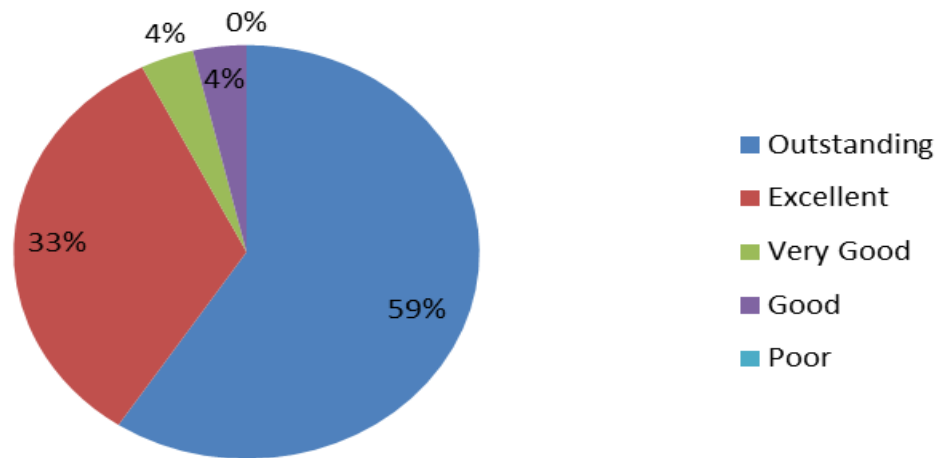
The responses received from teachers for relevant resources in library show that 41% responded outstanding, 35% Excellent, 13% Very good, 9% Good and 2% Poor respectively.

## Balance between theory and application



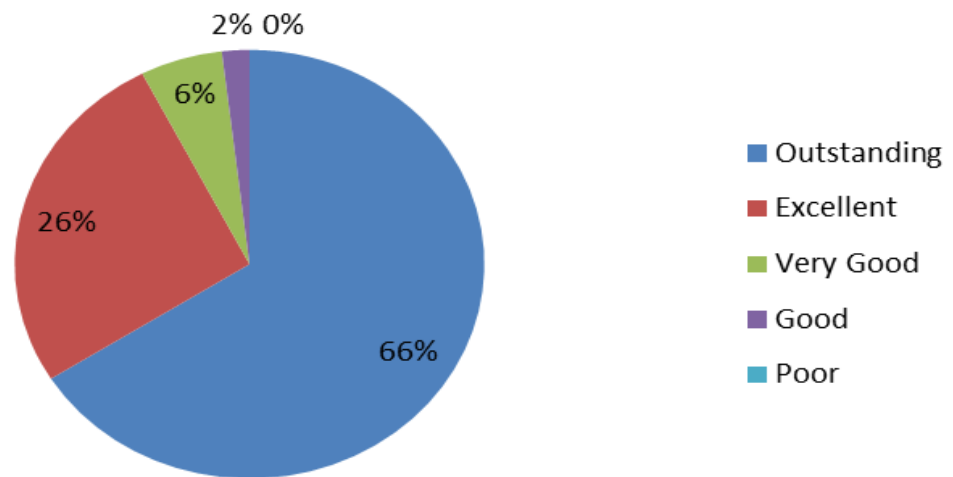
The responses received from teachers for balance between theory and application show that 52% responded outstanding, 33% Excellent, 8% Very good and 7% Good respectively.

## Knowledge enhancement



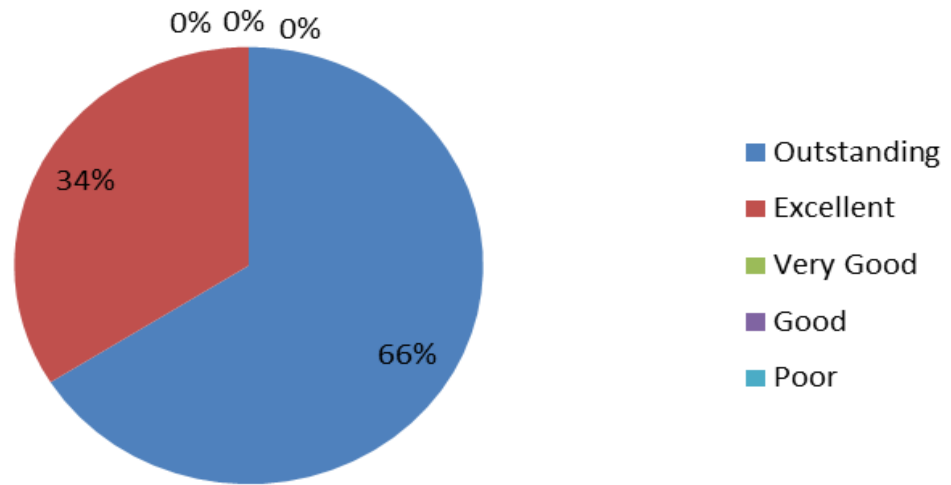
The responses received from teachers for knowledge enhancement show that 59% responded outstanding, 33% Excellent, 4% Very good and 4% Good respectively.

## Syllabus modifications



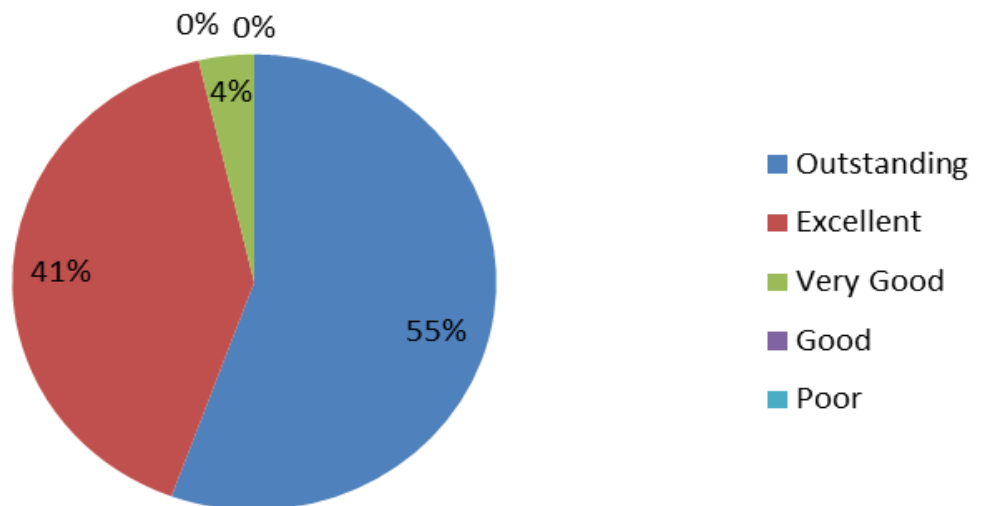
The responses received from teachers for syllabus modifications show that 66% responded outstanding, 26% Excellent, 6% Very good and 2% Good respectively.

## Innovative teaching techniques



The responses received from teachers for innovative teaching techniques show that 66% responded outstanding and 34% Excellent respectively.

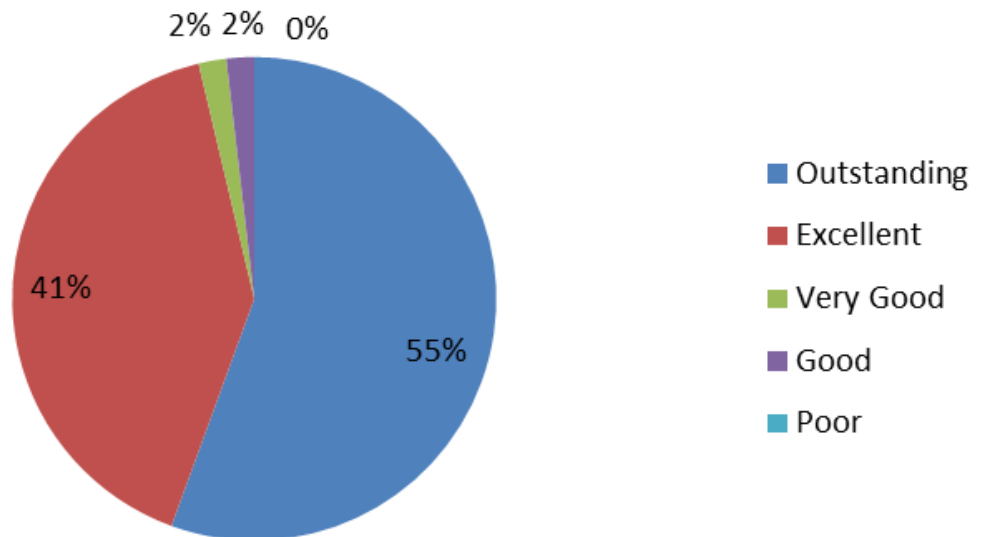
## Achievement of course outcome



The responses received from teachers for achievement of course outcome show that 55% responded outstanding, 41% Excellent and 4% respectively.

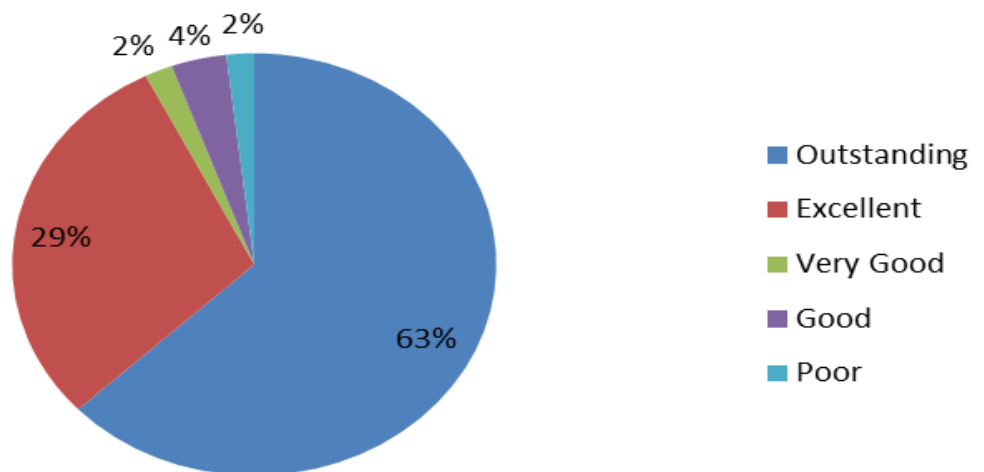


## Assistance to slow learners



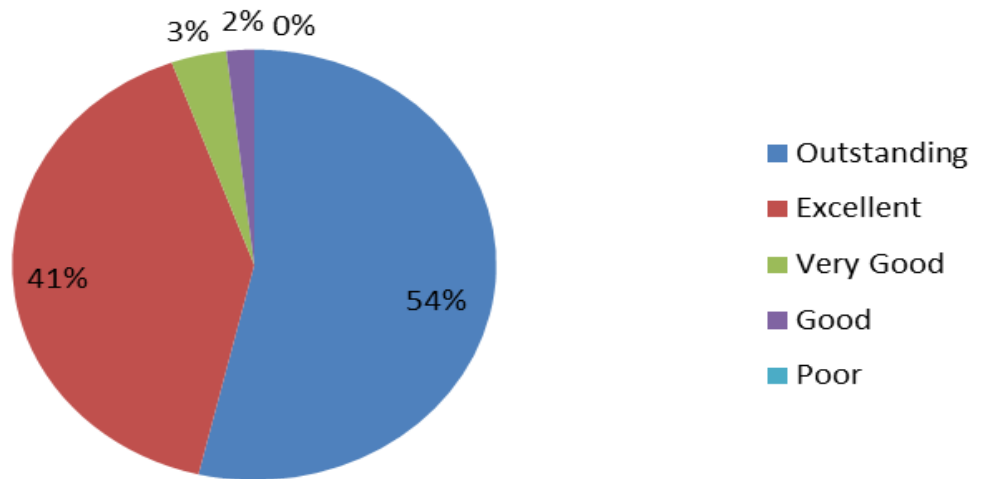
The responses received from teachers for achievement of course outcome show that 55% responded outstanding, 41% Excellent 2% Very Good and 2% Good respectively.

## Syllabus development



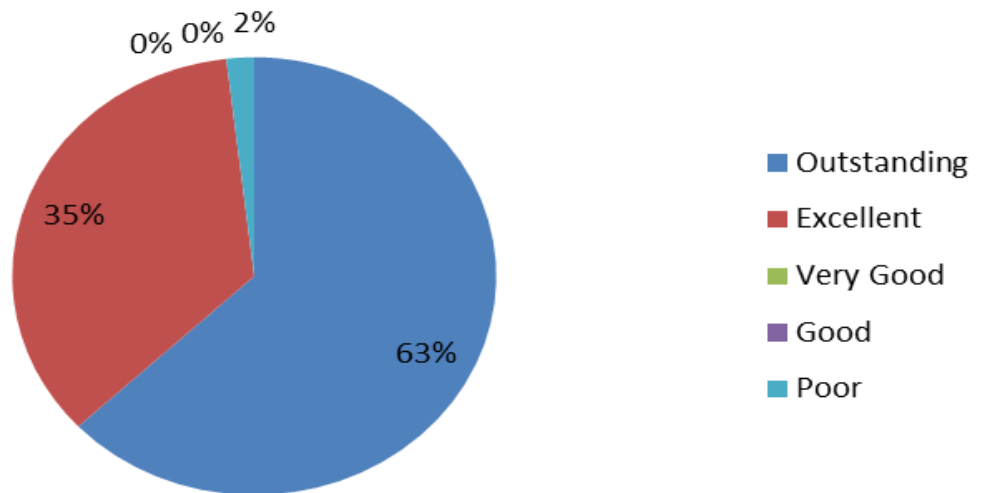
The responses received from teachers for achievement of course outcome show that 63% responded outstanding, 29% Excellent 2% Very Good, 4% Good, and 2% Poor respectively.

## Clarity on syllabus objectives



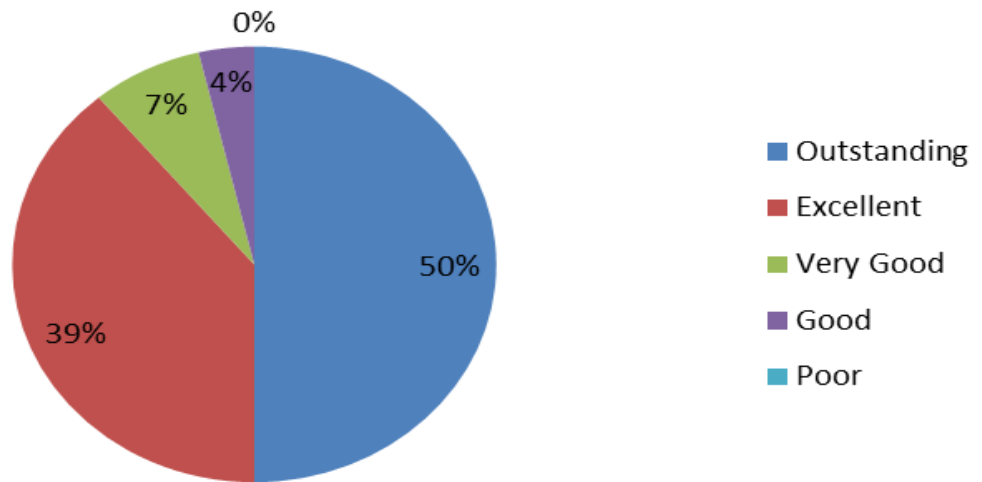
The responses received from teachers for achievement of course outcome show that 54% responded outstanding, 41% Excellent, 3% Very Good, 2% Good, and 2% Poor respectively.

## Reference books/materials



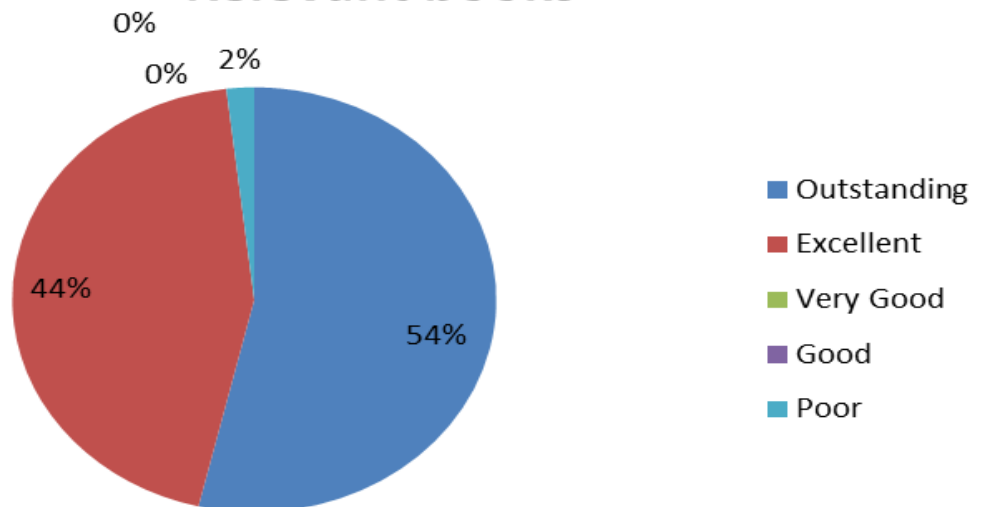
The responses received from teachers for achievement of course outcome show that 63% responded outstanding, 35% Excellent, and 2% Poor respectively.

## Sufficient optional courses



The responses received from teachers for achievement of course outcome show that 50% responded outstanding, 39% Excellent, 7% Very Good and 4% Good respectively.

## Relevant books



The responses received from teachers for achievement of course outcome show that 54% responded outstanding, 44% Excellent and 2% Good respectively.