



Mahatma Gandhi University
Priyadarsini Hills P. O.
Kottayam, Kerala - 686560

(Re-accredited by NAAC with A Grade)

Feedback Analysis

Teachers : 2020-21

Feedback Analysis of Teachers

The feedback on the curriculum is obtained from the teachers annually by providing links to the data collection questionnaire in the Management Information System (MIS) of the University.

The link for data collection and the questionnaire is given below.

<https://www.iqacmgu.org/FeedBack/feedback?id=AUsZSHC8vsXdokBfDgD1zzKJHfAcAkmtcUa305omf9DBw8vVMF>

The feedback, thus collected through the MIS is then thoroughly analysed by a Committee constituted by the IQAC and the observations of the committee are communicated to the Heads/ IQAC Coordinators of the Schools, Centres, and Divisions concerned.

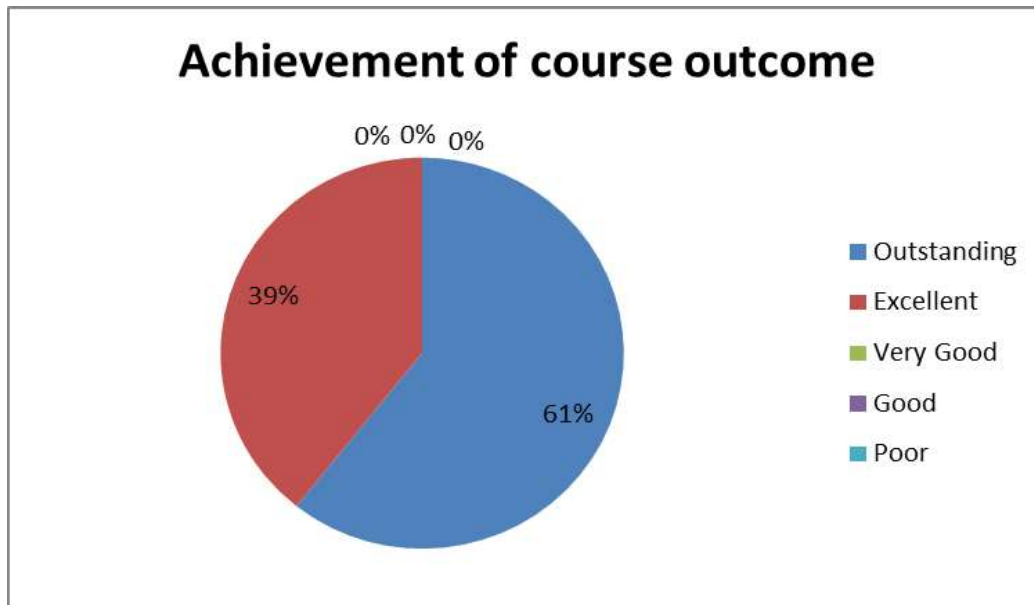
Subject to the discussions of the faculty council, and approval of the board of studies the suggestions are incorporated to the respective curriculum and the revisions are reported to the academic council for final approval.

IQAC Feedback Form for Teachers

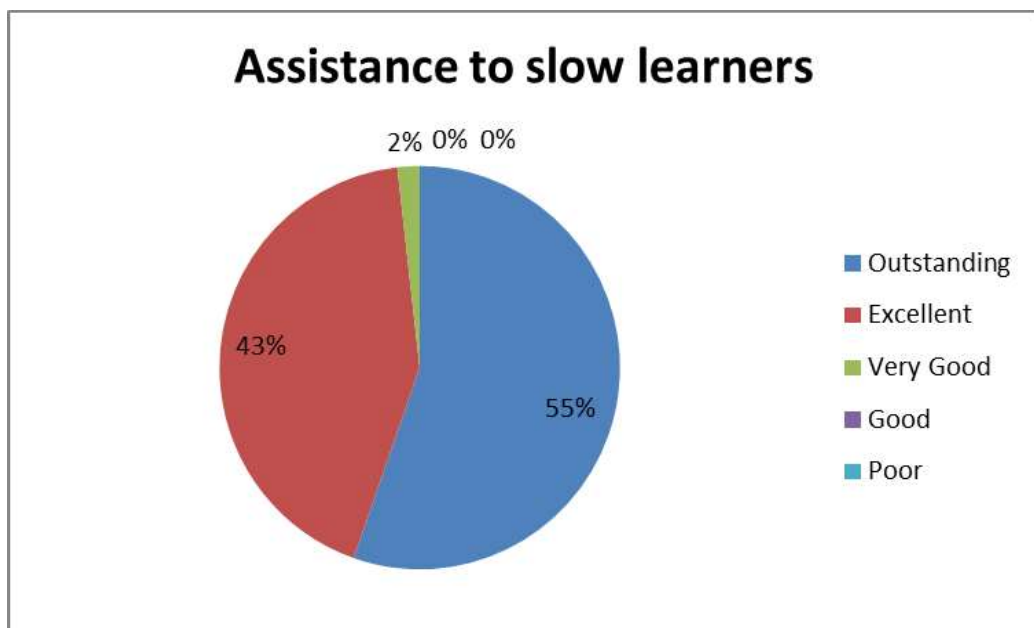
S.No	Parameter	Outstanding(%)	Excellent (%)	Very Good (%)	Good (%)	Poor (%)
1	Achievement of course outcome	61.4	38.6	0	0	0
2	Assistance to slow learners	54.39	43.86	1.75	0	0
3	Balance b/w theory and application	59.65	35.09	5.26	0	0
4	Clarity on syllabus objectives	66.67	31.58	1.75	0	0

5	Innovative teaching techniques	80.7	19.3	0	0	0
6	Knowledge enhancement	59.65	38.6	1.75	0	0
7	Need based syllabus	66.67	31.58	1.75	0	0
8	Reference books/materials	64.91	35.09	0	0	0
9	Relevant books	57.89	40.35	1.75	0	0
10	Relevant resources in library	42.11	47.37	7.02	3.51	0
11	Sufficient optional courses	68.42	26.32	3.51	1.75	0
12	Syllabus development	82.46	17.54	0	0	0
13	Syllabus modifications	78.95	21.05	0	0	0
14	Well defined course outcome	70.18	26.32	1.75	0	1.75

Feedback Analysis_Teachers

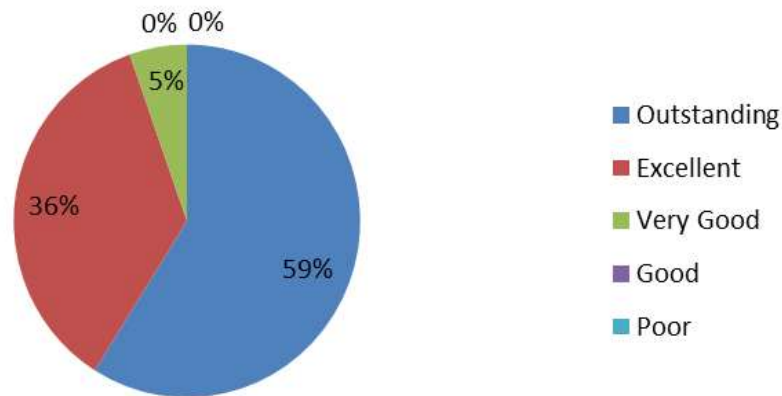


The responses received from teachers for achievement of course outcome show that 61% responded outstanding, 39% Excellent respectively.



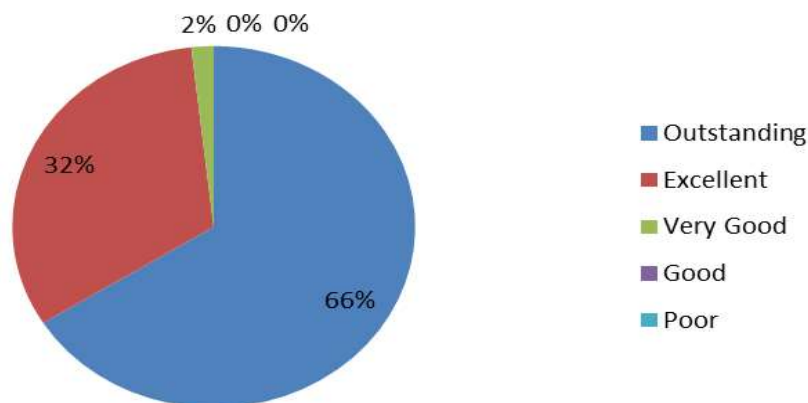
The responses received from teachers for assistance to slow learners show that 55% responded outstanding, 43% Excellent and 2% Very good respectively.

Balance between theory and application



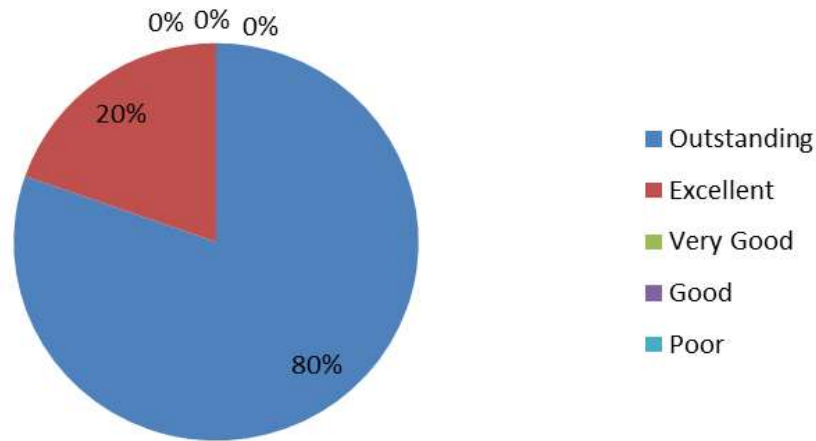
The responses received from teachers for balance between theory and application show that 59% responded outstanding, 36% Excellent and 5% Very good respectively.

Clarity on syllabus objectives



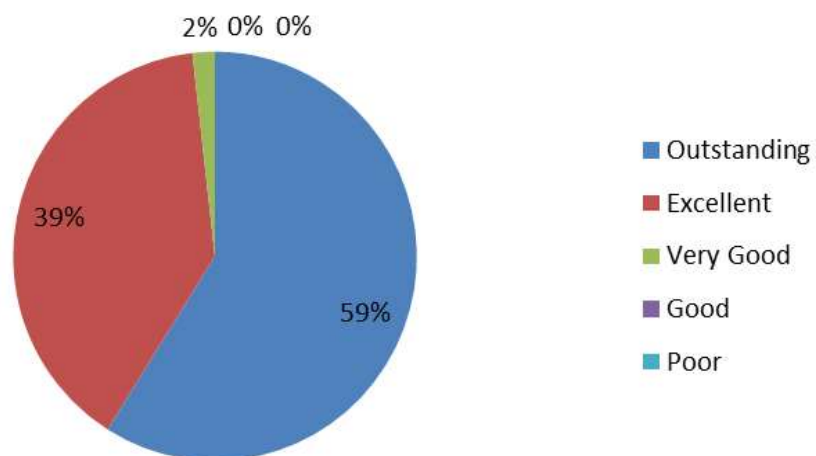
The responses received from teachers for clarity on syllabus objectives show that 66% responded outstanding, 32% Excellent and 2% Very good respectively.

Innovative teaching techniques

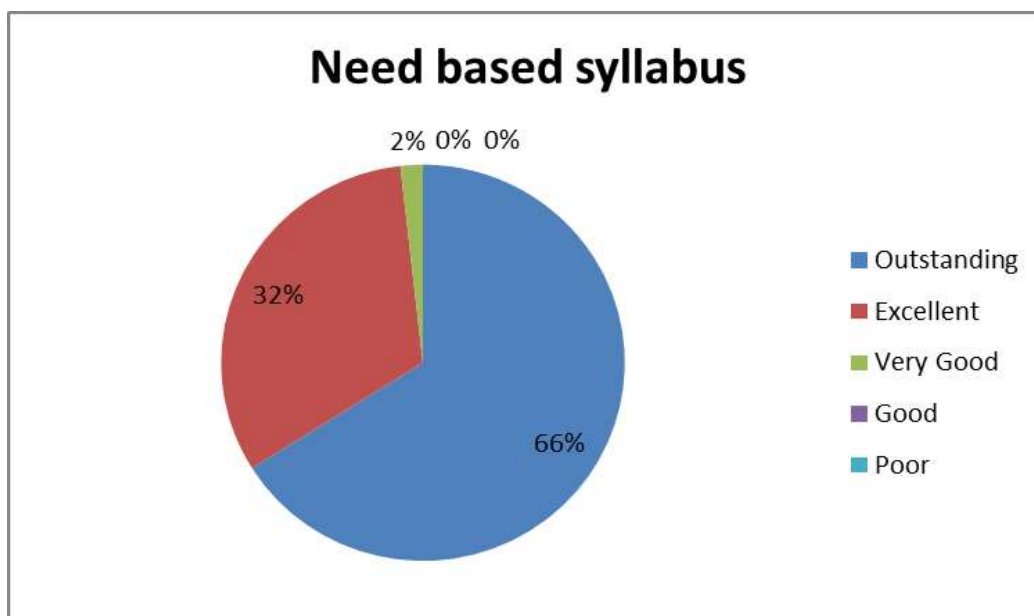


The responses received from teachers for innovative teaching techniques show that 80% responded Outstanding and 20% Excellent respectively.

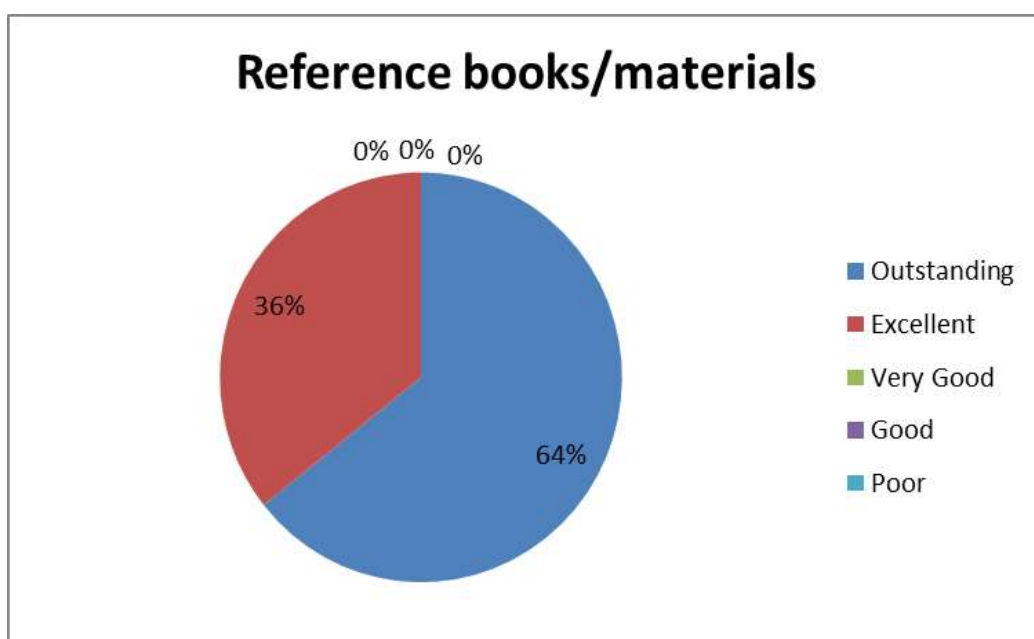
Knowledge enhancement



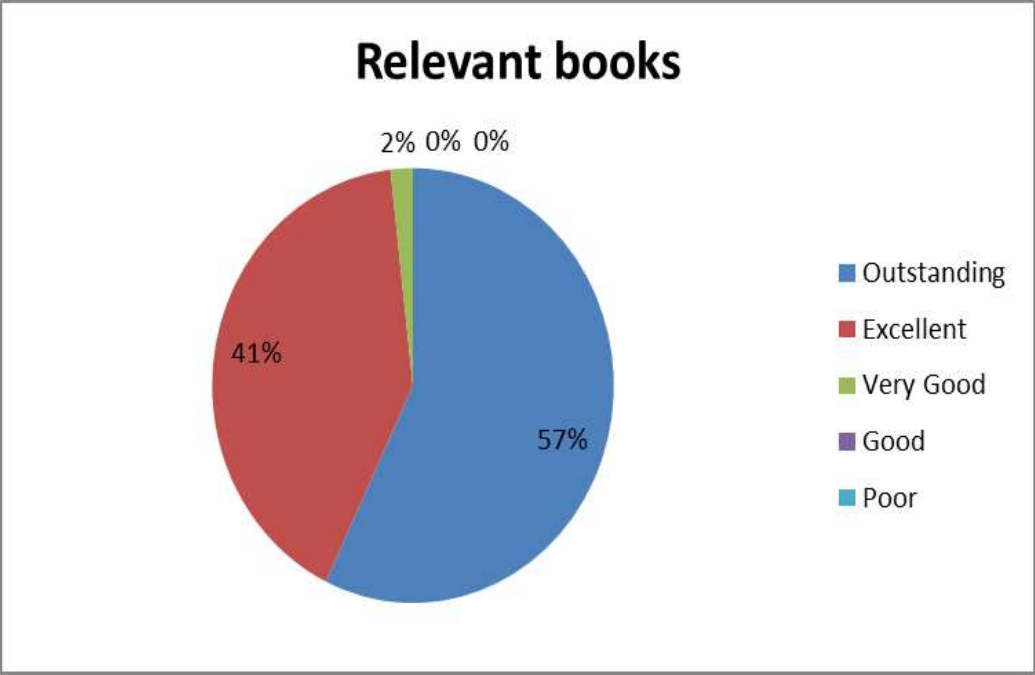
The responses received from teachers for knowledge enhancement show that 59% responded outstanding, 39% Excellent and 2% Very good respectively.



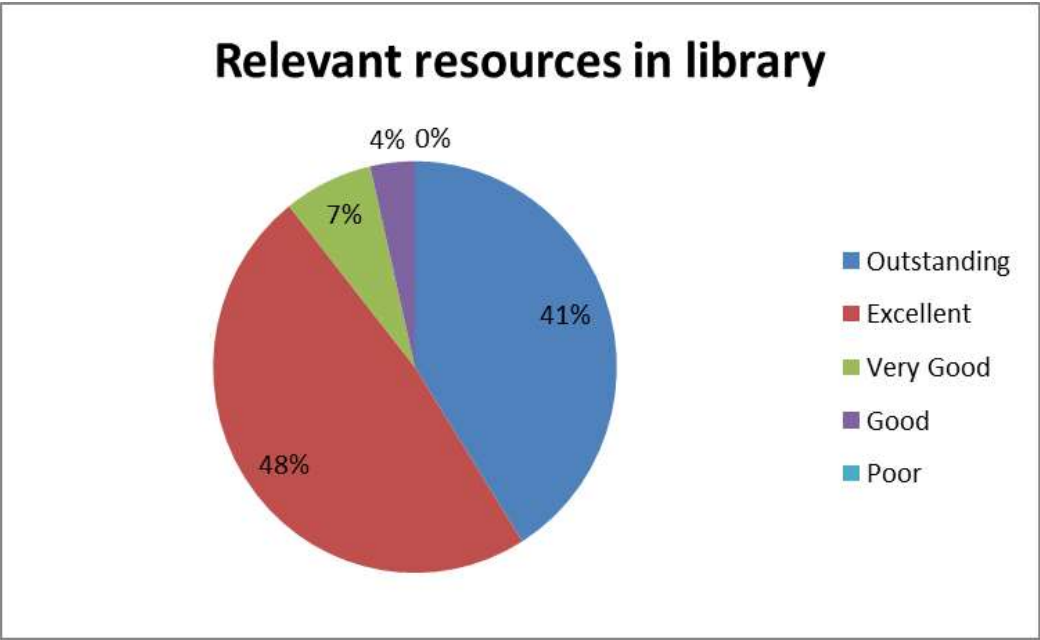
The responses received from teachers for need based syllabus show that 66% responded outstanding, 32% Excellent and 2% Very good respectively.



The responses received from teachers for reference books/materials show that 64% responded Outstanding and 36% Excellent respectively.

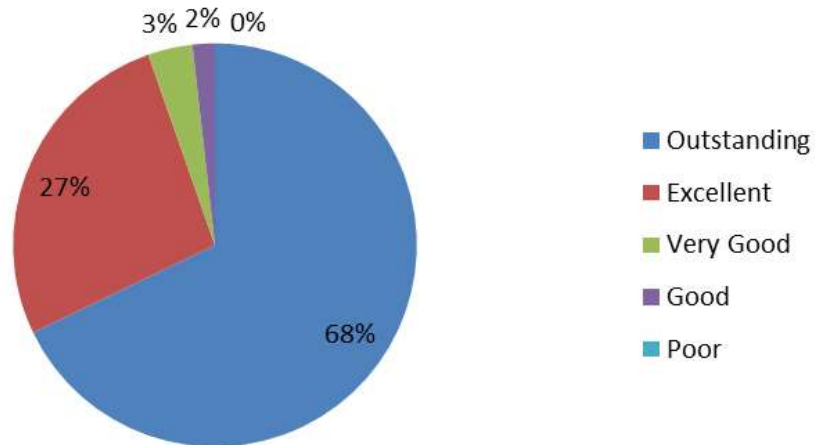


The responses received from teachers for relevant books show that 57% responded outstanding, 41% Excellent and 2% Very good respectively.



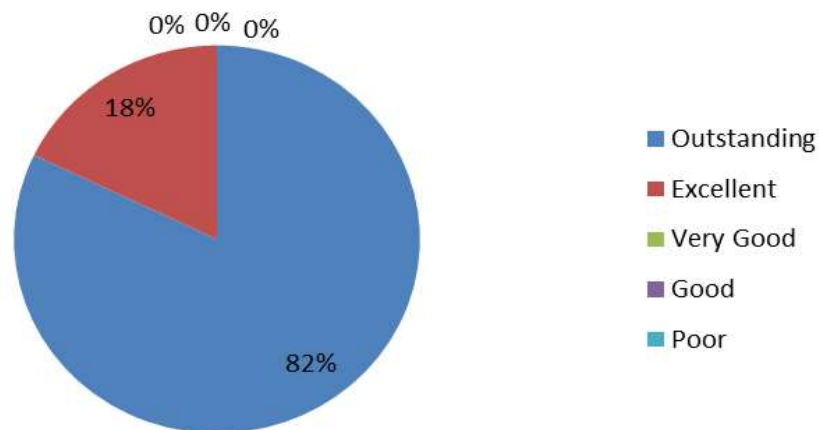
The responses received from teachers for relevant resources in library show that 41% responded outstanding, 48% Excellent, 7% Very good and 4% Good respectively.

Sufficient optional courses

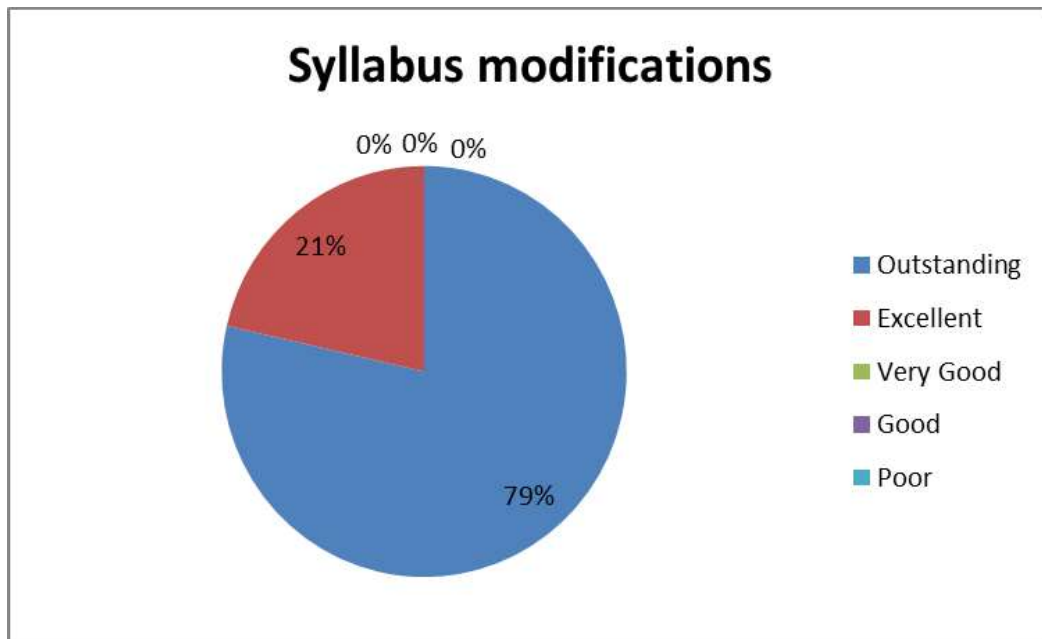


The responses received from teachers for sufficient optional courses show that 68% responded outstanding, 27% Excellent, 3% Very good and 2% Good respectively.

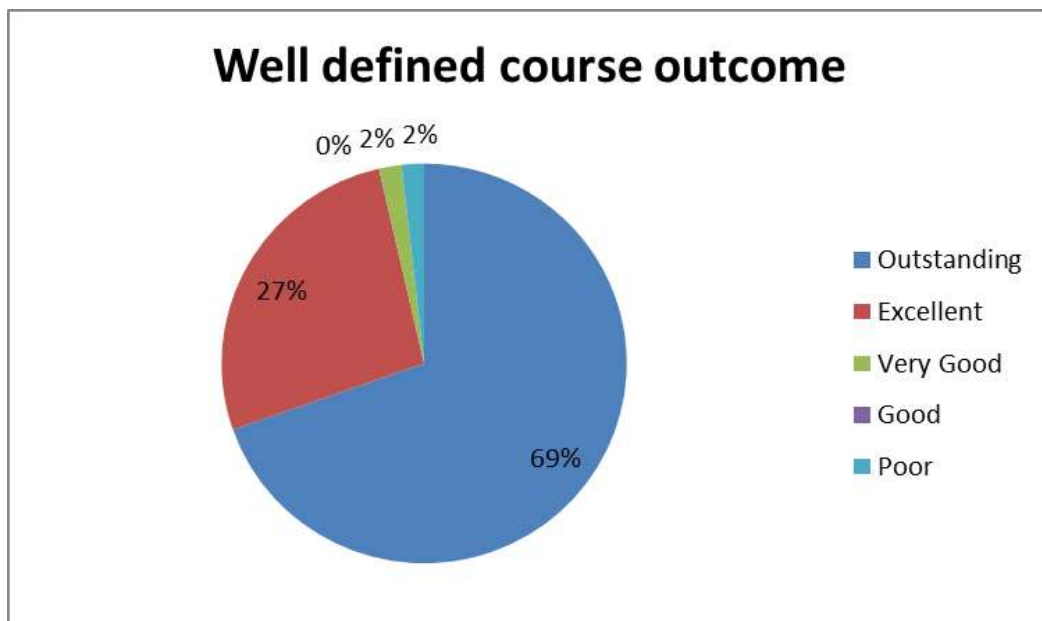
Syllabus development



The responses received from teachers for syllabus development show that 82% responded Outstanding and 18% Excellent respectively.



The responses received from teachers for syllabus modifications show that 79% responded Outstanding and 21% Excellent respectively.



The responses received from teachers for well defined course outcome show that 69% responded outstanding, 27% Excellent, 2% Very good and 2% Poor respectively.